



Ecu Worldwide Egypt (LTD)
Balance Sheet As Of 31/12/2019

	NOTE	<u>2019</u>
<u>LONG TERM ASSETS</u>		L.E
Net Fixed Assets	3	170,710.73
Financial Fixed Assets	4	2,457,963.86
Total long term- assets		2,628,674.59
<u>CURRENT ASSETS</u>		
Debtors	5	6,195,972.79
Cash in hand and bank	6	9,688,310.25
Total current assets		15,884,283.04
Total asset		18,512,957.63
<u>CURRENT LIABILITES</u>		
Accounts Payables		2,683,938.52
Creditors	7	10,382,393.81
Total current liabilities		13,066,332.33
Working capital		2,817,950.71
Total investment		5,446,625.30
<u>QUOTAHOLDERS' EQUITY</u>		
Paid up capital	8	100,000.00
profit for the period		13,758,495.63
Dividends paid in advance to share holders	9	-8,411,870.33
Total quota holders' equity		5,446,625.30


Mostafa A. Youssef
 Authorized Public Accountant
 Financial Advisor
 Established 6575

Ecu Worldwide Egypt (LTD)
Income statement for the period from
1/1/2019- 31/12/2019

	<u>2019</u>
	<u>L.E</u>
Net revenue	82,620,334.79
Cost of revenue	49,228,078.44
Gross profit	33,392,256.35
General and administrative expenses	-14,818,111.33
Transaction differences	-97,273.27
Bank chargers	-177,388.97
Interest	160,948.39
Depreciation	-115,770.33
Profit before taxes	18,344,660.84
income tax 25%	4,586,165.21
Profit after Tax	13,758,495.63



3- FIXED ASSETS, NET**2019**

Office Equipment	445,270.85
Computers & Software	1,124,737.70
Office Furniture	498,289.31
Communication Equipment	8,649.00
Total Fixed Assets (Cost)	2,076,946.86
Less Accumulated Depreciation	1,906,236.13
Total Fixed Assets (Net)	170,710.73

4- Financial Fixed Assets


Letter of Guarantee	1,808,236.86
Deposits	649,727.00
Total Financial Fixed Assets	2,457,963.86

5- Debtors

Account Receivable	5,061,641.02
Provision - Doubtful Debt	-136,418.00
Deffered	181,650.63
Prepaid Expenses	673,649.42
Other Receivable	415,449.72
	6,195,972.79

6-Cash in hand and bank

Cash	66,793.33
Bank	5,311,183.92
Cheques In Transit	4,310,333.00

9,688,310.25

7-Creditors		2019
Accruals Exp		1,255,293.29
Sales Tax		706,650.98
Income Tax		4,586,165.21
Other Creditor		3,834,284.33

10,382,393.81

8-CAPITAL		
Ecu hold	55%	55,000.00
Ecu International Far East Hongkong	45%	45,000.00

100,000.00

9-Dividends paid in advance to share holders

Ecu hold	4,626,524.68
Ecu International Far East Hongkong	3,785,345.65

8,411,870.33

