

To,

BSE Limited Phiroze Jeejeebhoy Towers, Dalal Street, Fort, Mumbai - 400 001 BSE Scrip Code: 532749	National Stock Exchange of India Limited Exchange Plaza, C-1, Block G Bandra Kurla Complex Bandra (East), Mumbai - 400 051 NSE Symbol: ALLCARGO
--	---

June 21, 2023

Sub: Monthly Operational Update

Dear Sir/Madam,

In accordance with Securities and Exchange Board of India (Listing Obligations and Disclosure Requirements) Regulation, 2015 and Code of Practices and Procedures for Fair Disclosure of Unpublished Price Sensitive Information in terms of Regulation 8 of Securities and Exchange Board of India (Prohibition of Insider Trading) Regulations, 2015, we are enclosing herewith a copy of key business parameters for the month ended May 2023.

The given information is as per limited review by the Management. This is for the information of your members and the public at large.

The aforesaid information shall be made available on the Company's website at www.allcargologistics.com.

Kindly take the above on record.

Thanking you,

Yours faithfully,

For Allcargo Logistics Limited

DEVANAND
PARSHOTTAM
MOJIDRA

Digitally signed by
DEVANAND PARSHOTTAM
MOJIDRA
Date: 2023.06.21 17:19:52
+05'30'

Devanand Mojidra

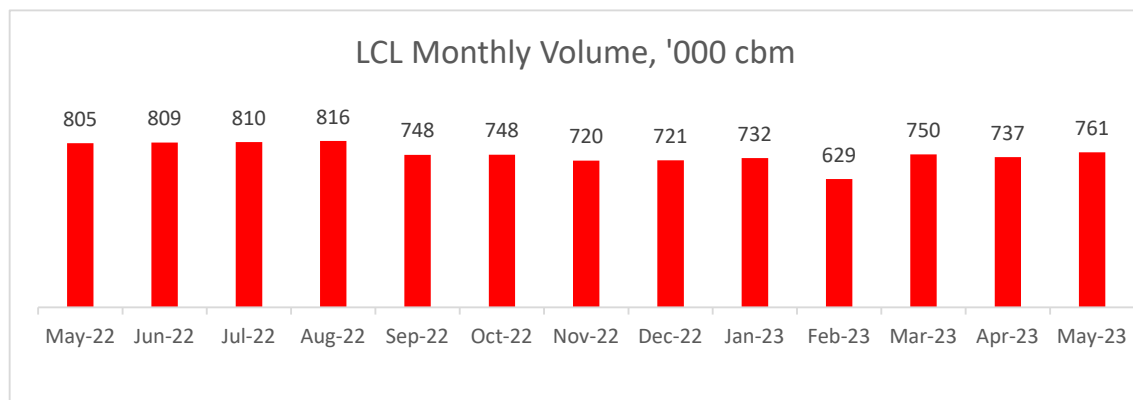
Company Secretary & Compliance Officer

Encl: a/a

Allcargo International Supply Chain (ISC) Monthly Operational Update

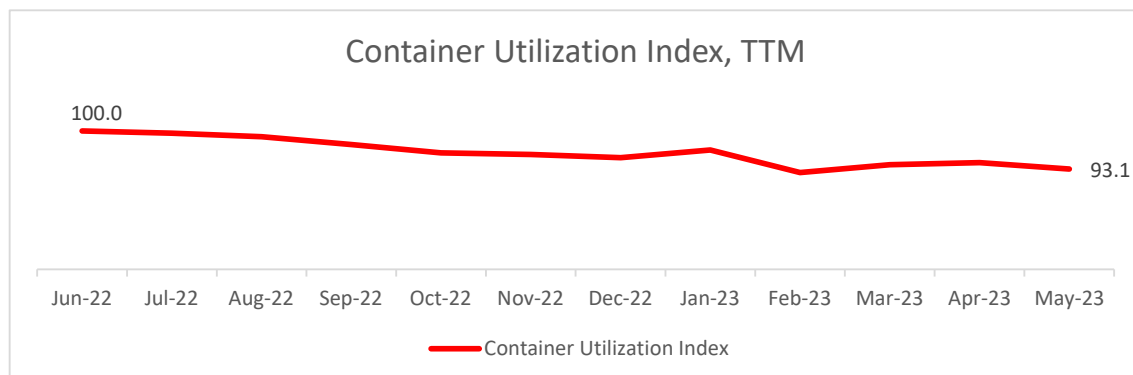
LCL operations:

- LCL volume for the month of May 2023 was down ~5% as compared to May 2022 and up ~3% as compared to April 2023. January 2023 onwards, the volume includes ~1.5% contribution from the new acquisition in Germany.
- In line with our expectations, the Y-o-Y trend continues to remain subdued reflecting the tough macroeconomic environment for global trade. A pick-up in global trade is expected by major shipping lines as we near H2FY24.
- May 2023 showed some improvement relative to the monthly trend visible over last six months. At a regional level, Americas recorded their highest LCL imports since August 2022. APAC regional trends remained mixed with China exports remaining sluggish while some improvement was seen in Korea and Vietnam. In Europe, the situation too remained mixed with some improvement in Germany and Italy being offset by weakness in France and Belgium.



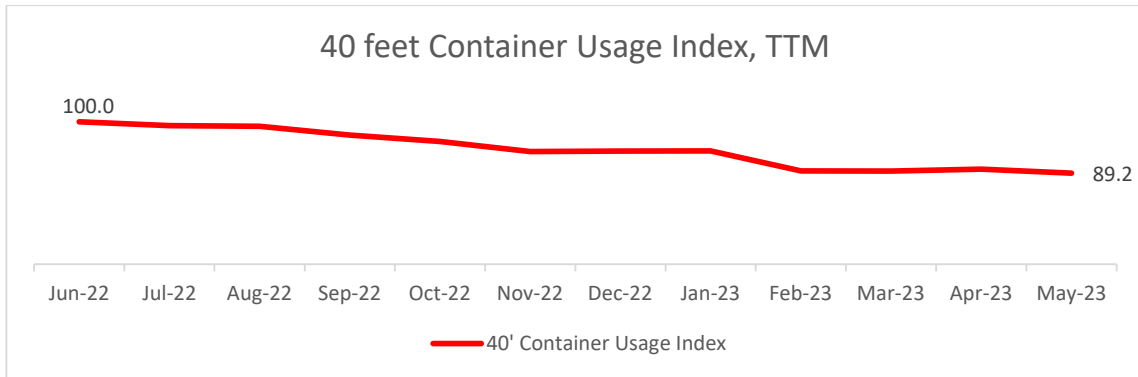
Note: Jan-May 2023 volumes include recently acquired German entity

- Container utilization:** Container utilization has declined over last two quarters due to post Covid normalization of trade activity and related inventory destocking.



Note: The Index shows Container utilization (Cbm/TeU) levels rebased as June 2022 = 100

- **40 feet ratio:** This mix tends to decline in a weak operating environment where volume availability isn't robust enough to be serviced through a 40 feet container and instead 20 feet containers get deployed. Decline in 40 feet container usage was more pronounced in intra-Asia routes.



Note: The Index shows 40 feet Container usage (number of 40 feet containers as % of total containers used) levels rebased as June 2022 = 100

FCL operations:

- FCL volume for the month of May 2023 was down 11% as compared to May 2022 and down 4% as compared to April 2023.
- The Y-o-Y decline was mainly driven by softer export volumes in Europe and APAC regions and benign imports in Americas.

