

October 18, 2023

BSE Limited Phiroze Jeejeebhoy Towers, Dalal Street, Fort, Mumbai - 400 001 BSE Scrip Code: 532749	National Stock Exchange of India Limited Exchange Plaza, C-1, Block G Bandra Kurla Complex Bandra (East), Mumbai - 400 051 NSE Symbol: ALLCARGO
--	---

Sub: Monthly Operational Update

Dear Sir/Madam,

In accordance with Securities and Exchange Board of India (Listing Obligations and Disclosure Requirements) Regulation, 2015 and Code of Practices and Procedures for Fair Disclosure of Unpublished Price Sensitive Information in terms of Regulation 8 of Securities and Exchange Board of India (Prohibition of Insider Trading) Regulations, 2015, we are enclosing herewith a copy of key business parameters for the month ended September 2023.

The given information is as per limited review by the Management. This is for the information of your members and the public at large.

The aforesaid information shall be made available on the Company's website at www.allcargologistics.com.

Kindly take the above on record.

Thanking you,

Yours faithfully,

For Allcargo Logistics Limited

DEVANAND
PARSHOTTAM MOJIDRA
Digitally signed by DEVANAND
PARSHOTTAM MOJIDRA
Date: 2023.10.18 17:34:54 +05'30'

Devanand Mojidra
Company Secretary & Compliance Officer

Encl: a/a

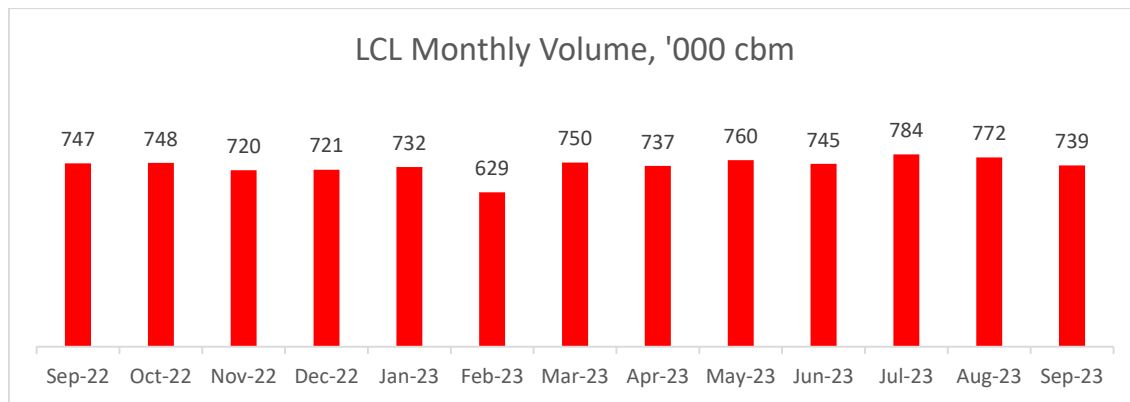
ALLCARGO LOGISTICS LIMITED

Allcargo House, 6th Floor, CST Road, Kalina, Santacruz (E), Mumbai - 400 098. Maharashtra. India.
T: +91 22 6679 8110 | www.allcargologistics.com | CIN: L63010MH2004PLC073508 | GSTN: 27AACCA2894D1ZS

Allcargo International Supply Chain (ISC) Monthly Operational Update

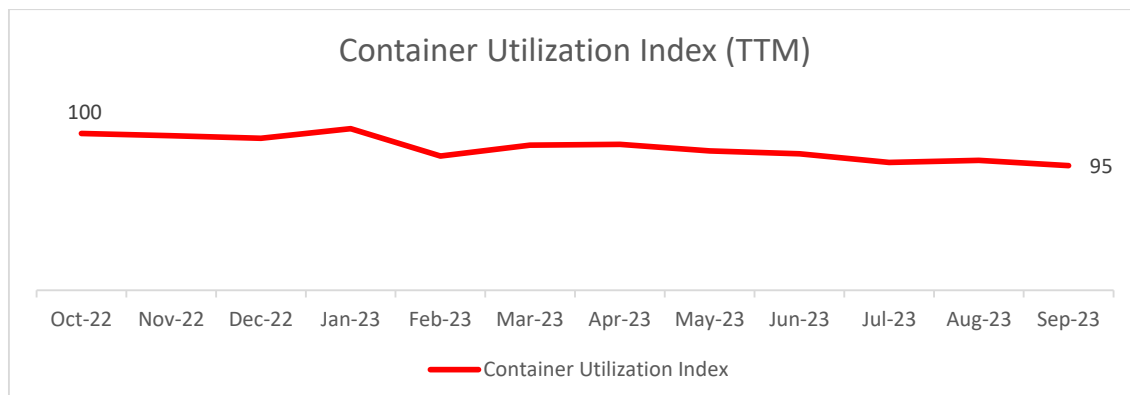
LCL operations:

- LCL volume for the month of September 2023 was down 1% as compared to September 2022 and down 4% as compared to August 2023. January 2023 onwards, the volume includes ~1.5% contribution from the new acquisition in Germany.
- Overall muted demand led to a softer print for the quarter with Q2FY24 LCL volumes declining 3% YoY to 2,294 '000cbm. Our near-term expectation of a muted demand outlook along with softer yields remains intact.
- Sequentially for the month, we saw a broader decline across our key geographies of APAC, Europe, Americas, and India.



Note: Jan 2023 onwards volumes include recently acquired German entity

- **Container utilization:** Container utilization continues to remain soft, reflecting lower volumes on a YoY basis; however, the index appears better Y-o-Y vs. our last few updates as the base period has improved marginally. Sequentially, it has remained rangebound post Chinese New Year.



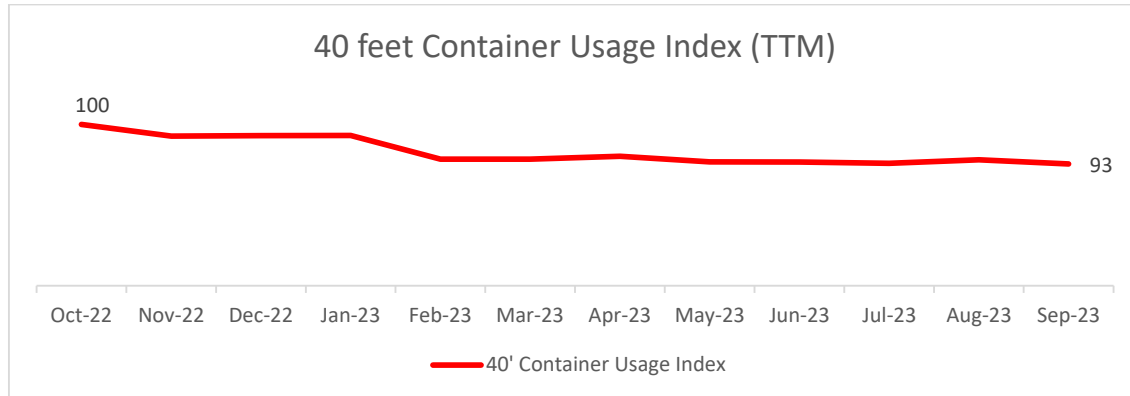
Note: The Index shows Container utilization (Cbm/TeU) levels rebased as Oct 2022 = 100

ALLCARGO LOGISTICS LIMITED

Allcargo House, 6th Floor, CST Road, Kalina, Santacruz (E), Mumbai - 400 098. Maharashtra. India.

T: +91 22 6679 8110 | www.allcargologistics.com | CIN: L63010MH2004PLC073508 | GSTN: 27AACCA2894D1ZS

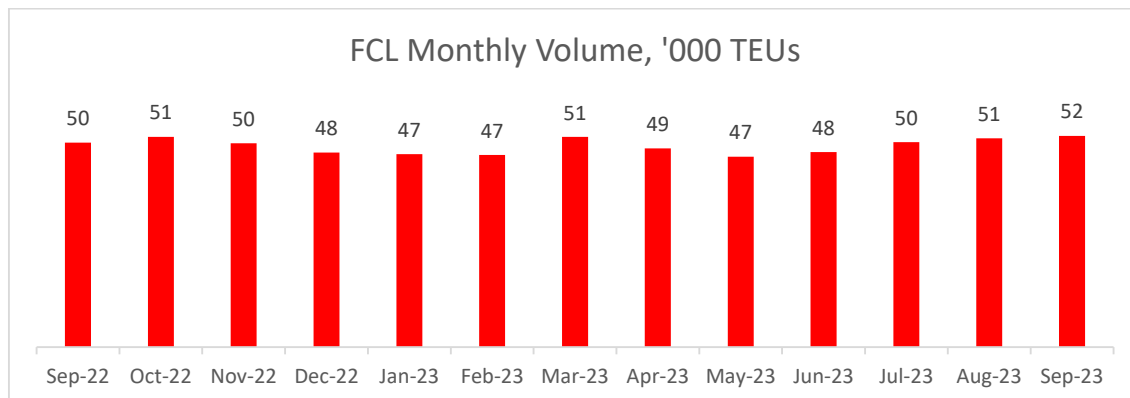
- **40 feet ratio:** 40 feet container usage has remained rangebound since Chinese New Year. Decline in the 40 feet ratio was more pronounced in intra-Asia routes.



Note: The Index shows 40 feet Container usage (number of 40 feet containers as % of total containers used) levels rebased as Oct 2022 = 100

FCL operations:

- FCL volume for the month of September 2023 was up 3% as compared to September 2022 and up 1% as compared to August 2023.
- Consequently, Q2FY24 FCL volumes remained flat YoY at 153 '000 TEUs.
- At a regional level, on a sequential basis, improvement in Europe and APAC was offset by negative trend in Americas and India.



ALLCARGO LOGISTICS LIMITED

Allcargo House, 6th Floor, CST Road, Kalina, Santacruz (E), Mumbai - 400 098. Maharashtra. India.

T: +91 22 6679 8110 | www.allcargologistics.com | CIN: L63010MH2004PLC073508 | GSTN: 27AACCA2894D1ZS