

December 26, 2024

BSE Limited Phiroze Jeejeebhoy Towers, Dalal Street, Fort, Mumbai - 400 001 BSE Scrip Code: 532749	National Stock Exchange of India Limited Exchange Plaza, C-1, Block G Bandra Kurla Complex Bandra (East), Mumbai - 400 051 NSE Symbol: ALLCARGO
--	---

Sub: Monthly Operational Update

Dear Sir/Madam,

In accordance with Securities and Exchange Board of India (Listing Obligations and Disclosure Requirements) Regulations, 2015 and Code of Practices and Procedures for Fair Disclosure of Unpublished Price Sensitive Information in terms of Regulation 8 of Securities and Exchange Board of India (Prohibition of Insider Trading) Regulations, 2015, we are enclosing herewith key business parameters for the month ended November 2024.

The given information is as per limited review by the Management. This is for the information of your members and the public at large.

The aforesaid information shall be made available on the Company's website at www.allcargologistics.com.

Kindly take the above on record.

Thanking you,

Yours faithfully,

For Allcargo Logistics Limited

DEVANAND
PARSHOTTA
M MOJIDRA
Digitally signed by
DEVANAND
PARSHOTTAM
MOJIDRA
Date: 2024.12.26
16:22:12 +05'30'

Devanand Mojidra

Company Secretary & Compliance Officer

Membership No.: A14644

Encl: a/a

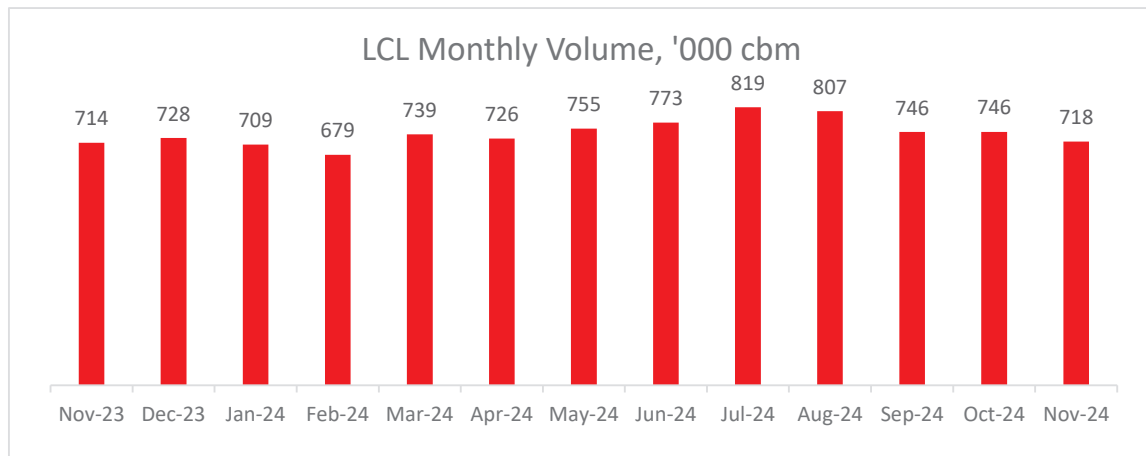
ALLCARGO LOGISTICS LIMITED

Allcargo House, 6th Floor, CST Road, Kalina, Santacruz (E), Mumbai - 400 098. Maharashtra. India.
T: +91 22 6679 8110 | www.allcargologistics.com | CIN: L63010MH2004PLC073508 | GSTN: 27AACCA2894D1ZS
e-mail id: investor.relations@allcargologistics.com

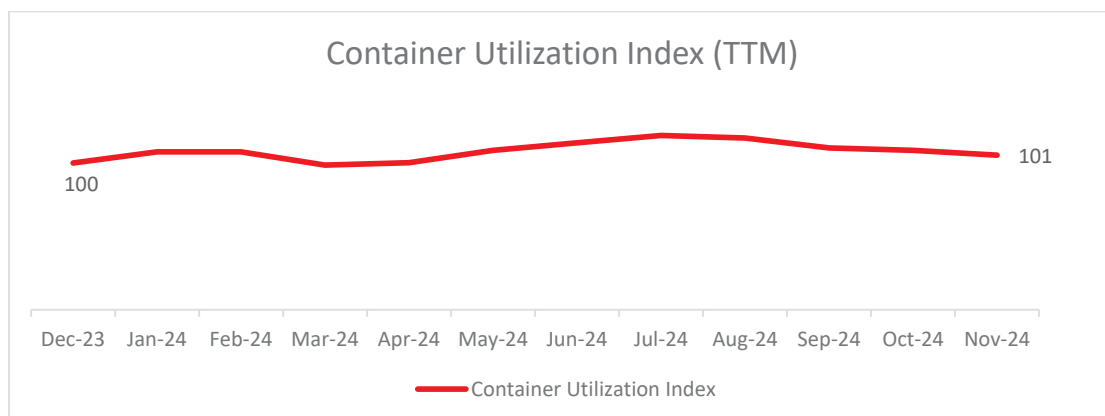
Allcargo International Supply Chain (ISC) Monthly Operational Update

LCL operations:

- LCL volume increased YoY for the fourth consecutive month and stood at 718'000 cubic meters for the month of November 2024 as compared to 714'000 cubic meters in November 2023 and 746'000 cubic meters in October 2024.
- Adequate demand matching the operating capacity is supporting stable rates. Demand is expected to stay healthy until the Lunar New Year.
- LCL volume witnessed month on month growth in Latin America, USA, Canada, China and Hong Kong and was lower in Europe, Middle East, India and Asia Pacific (Ex China & Hong Kong).

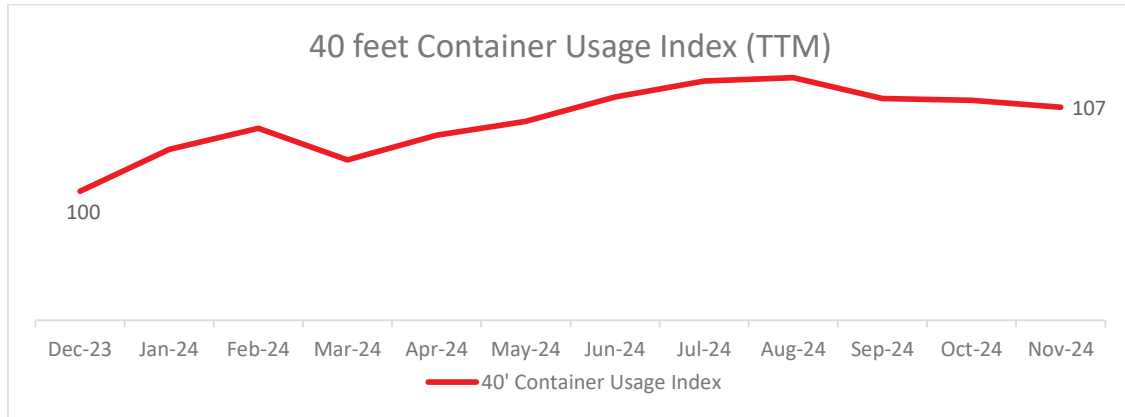


Container utilization: Container utilization had a marginal impact as compared to last month, which is in line with the volumes.



Note: The Index shows Container utilization (Cbm/TEU) levels rebased as Dec 2023 = 100

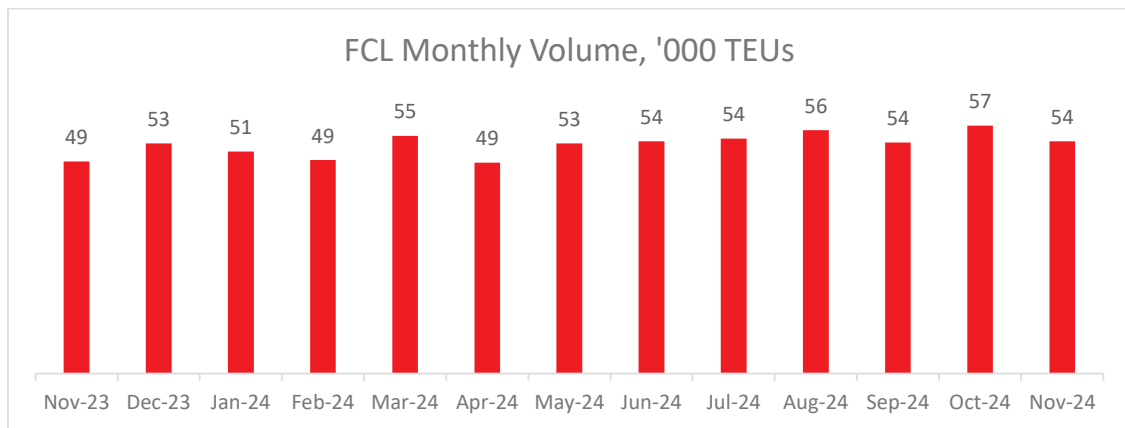
40 feet ratio: 40 feet container usage had a marginal impact as compared to last month, which is in line with the volumes. However, it remained 7% higher over 12 months ago.



Note: The Index shows 40 feet Container usage (number of 40 feet containers as % of total containers used) levels rebased as Dec 2023 = 100

FCL operations:

- FCL volume for the month of November 2024 stood at 54'000 TEUs. This represents a growth of 9% as compared to the last year and a decline of 6% as compared to previous month.
- FCL volume grew YoY across all regions.



Air operations:

- Air volume for the month of November 2024 stood at 2,806'000 kilos. This represents a growth of 11% as compared to the last year and 13% as compared to previous month.
- Air volume witnessed an increase in Asia Pacific, Middle East, India, and USA.

~Ends~