

March 20, 2025

<b>To,</b> <b>BSE Limited</b> Phiroze Jeejeebhoy Towers, Dalal Street, Fort, Mumbai - 400 001 <b>BSE Scrip Code:</b> 532749	<b>To,</b> <b>National Stock Exchange of India Limited</b> Exchange Plaza, C-1, Block G Bandra Kurla Complex Bandra (East), Mumbai - 400 051 <b>NSE Symbol:</b> ALLCARGO
--	---

**Sub: Monthly Operational Update**

Dear Sir/Madam,

In accordance with Securities and Exchange Board of India (Listing Obligations and Disclosure Requirements) Regulations, 2015 and Code of Practices and Procedures for Fair Disclosure of Unpublished Price Sensitive Information in terms of Regulation 8 of Securities and Exchange Board of India (Prohibition of Insider Trading) Regulations, 2015, we are enclosing herewith key business parameters for the month ended February 2025.

The given information is as per limited review by the Management. This is for the information of your members and the public at large.

The aforesaid information shall be made available on the Company's website at [www.allcargologistics.com](http://www.allcargologistics.com).

Kindly take the above on record.

Thanking you,

Yours faithfully,

**For Allcargo Logistics Limited**

**ADARSH** Digitally signed by  
ADARSH HEGDE  
**HEGDE** Date: 2025.03.20  
15:20:53 +05'30'

**Adarsh Hegde**  
**Managing Director**  
**DIN: 00035040**

**Encl: a/a**

---

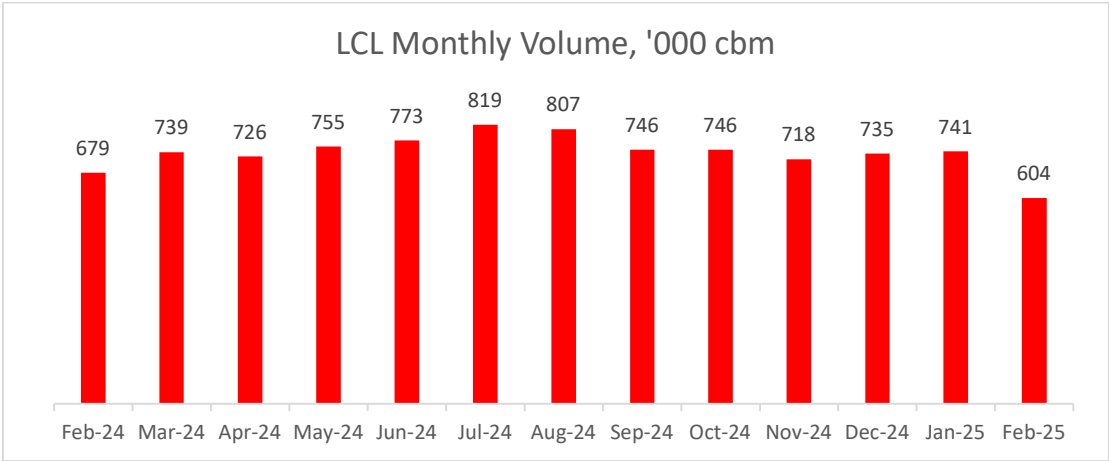
**ALLCARGO LOGISTICS LIMITED**

Allcargo House, 6<sup>th</sup> Floor, CST Road, Kalina, Santacruz (E), Mumbai - 400 098. Maharashtra. India.  
T: +91 22 6679 8110 | [www.allcargologistics.com](http://www.allcargologistics.com) | CIN: L63010MH2004PLC073508 | GSTN: 27AACCA2894D1ZS  
e-mail id: [investor.relations@allcargologistics.com](mailto:investor.relations@allcargologistics.com)

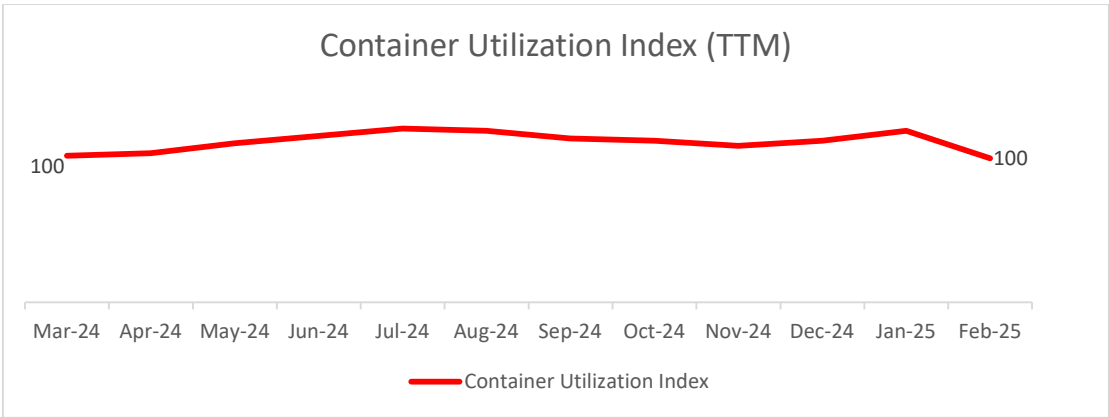
# Allcargo International Supply Chain (ISC) Monthly Operational Update

## LCL operations:

- LCL volume stood at 604'000 cubic meters for the month of February 2025 as against 679'000 during same period last year and 741'000 during January 2025.
- A dip was witnessed in demand after the early Lunar New Year. There is some improvement in demand; however, it has not reached the pre-Lunar New Year levels.
- LCL volume witnessed year on year decline across all major regions except Latin America

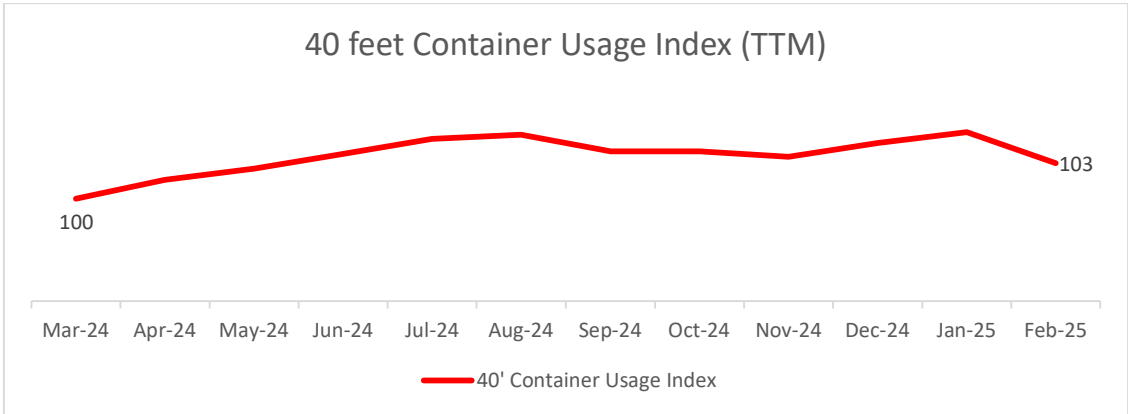


**Container utilization:** Container utilization has dipped as compared to last month, in line with the volumes.



Note: The Index shows Container utilization (Cbm/TEU) levels rebased as Mar 2024 = 100

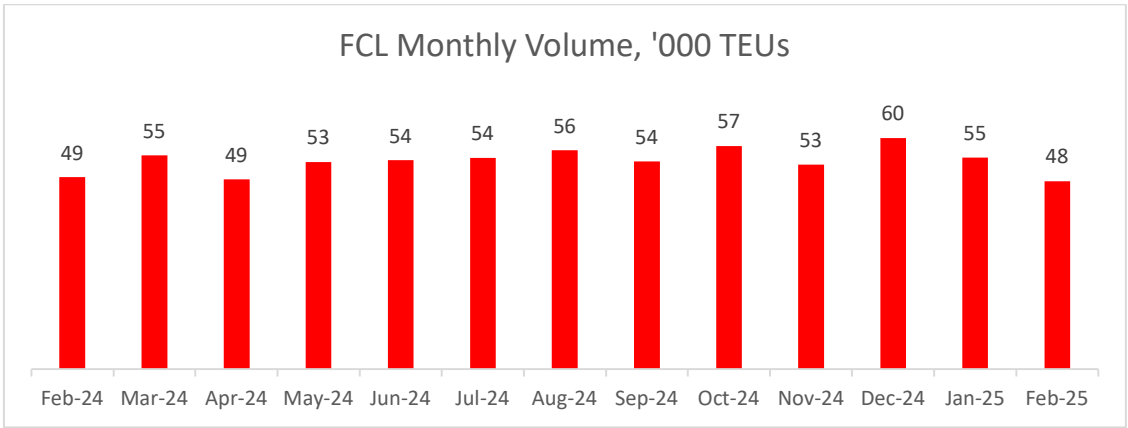
**40 feet ratio:** 40 feet container has dipped as compared to last month, in line with the volume. However, it remained 3% higher over 12 months ago.



Note: The Index shows 40 feet Container usage (number of 40 feet containers as % of total containers used) levels rebased as Mar 2024 = 100

**FCL operations:**

- FCL volume during the month of February 2025 stood at 48,435 TEUs. This represents a decline of 2% as compared to the last year and 11% as compared to previous month.
- FCL volume witnessed year on year growth in the regions of USA, Europe and Latin America. A decline was witnessed in Asia Pacific and Middle East.



**Air operations:**

- Air volume for the month of February 2025 stood at 2,319'000 kilos as compared to 2,091'000 kilos in February 2024 and 2,820'000 kilos in January 2025.
- Air volume witnessed year on year growth in USA, Asia Pacific, Middle East and India. Decline was witnessed in Latin America and Europe.

~Ends~