

April 25, 2025

To, BSE Limited Phiroze Jeejeebhoy Towers, Dalal Street, Fort, Mumbai - 400 001 BSE Scrip Code: 532749	To, National Stock Exchange of India Limited Exchange Plaza, C-1, Block G Bandra Kurla Complex Bandra (East), Mumbai - 400 051 NSE Symbol: ALLCARGO
--	---

Sub: Monthly Operational Update

Dear Sir/Madam,

In accordance with Securities and Exchange Board of India (Listing Obligations and Disclosure Requirements) Regulations, 2015 and Code of Practices and Procedures for Fair Disclosure of Unpublished Price Sensitive Information in terms of Regulation 8 of Securities and Exchange Board of India (Prohibition of Insider Trading) Regulations, 2015, we are enclosing herewith key business parameters for the month ended March 2025.

The given information is as per limited review by the Management. This is for the information of your members and the public at large.

The aforesaid information shall be made available on the Company's website at www.allcargologistics.com.

Kindly take the above on record.

Thanking you,

Yours faithfully,

For **Allcargo Logistics Limited**

SWATI GOPAL SINGH
Digitally signed by
SWATI GOPAL SINGH
Date: 2025.04.25
18:23:23 +05'30'

Swati Singh
Company Secretary & Compliance Officer
Membership No.: A20388

Encl: a/a

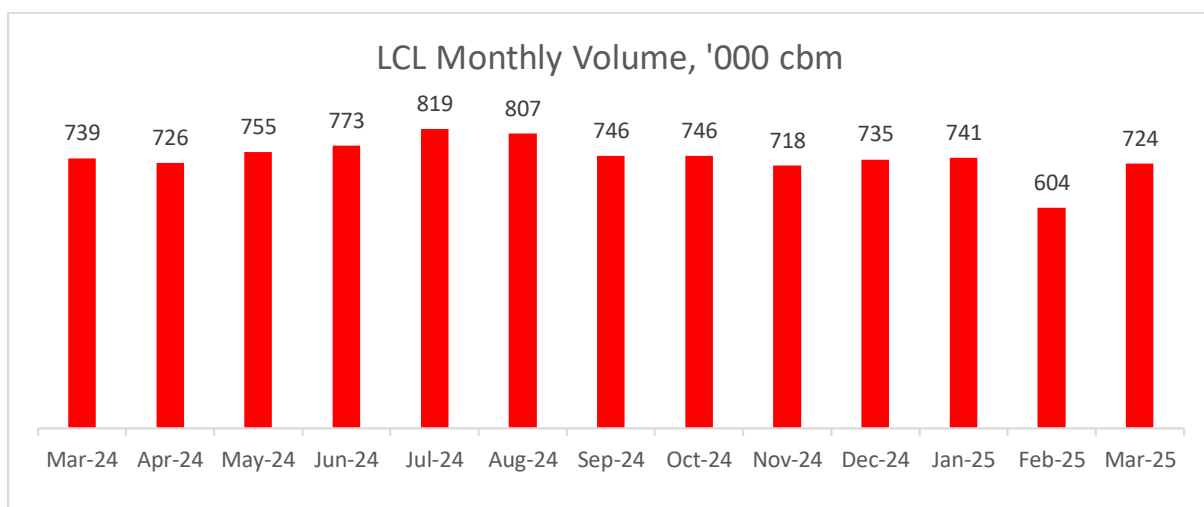
ALLCARGO LOGISTICS LIMITED

Allcargo House, 6th Floor, CST Road, Kalina, Santacruz (E), Mumbai - 400 098. Maharashtra. India.
T: +91 22 6679 8110 | www.allcargologistics.com | CIN: L63010MH2004PLC073508 | GSTN: 27AACCA2894D1ZS
e-mail id: investor.relations@allcargologistics.com

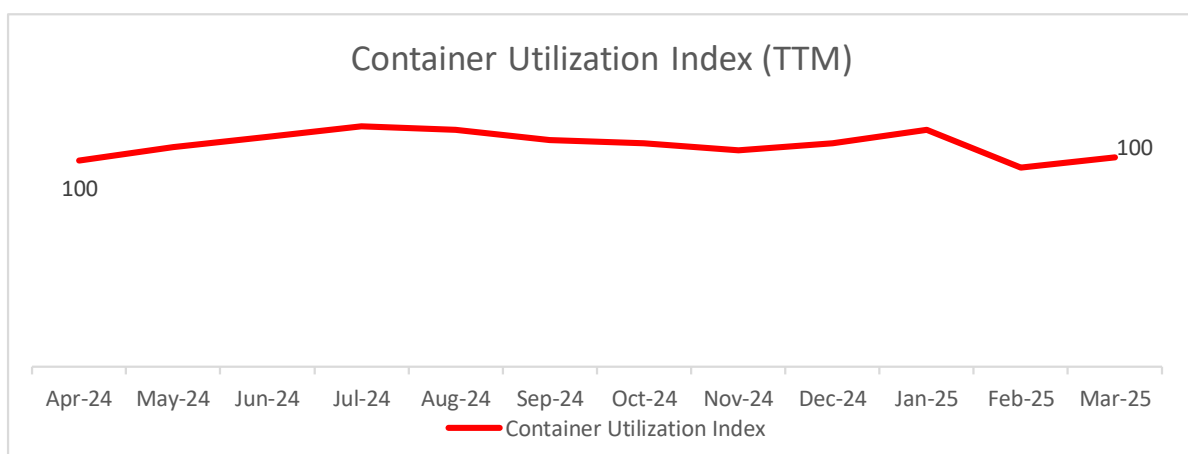
Allcargo International Supply Chain (ISC) Monthly Operational Update

LCL operations:

- LCL volume stood at 724'000 cubic meters for the month of March 2025 as against 604'000 cubic meters during February 2025 and 739'000 cubic meters during same period last year.
- Demand in the month of March 2025 recovered to normal levels post the Chinese New Year slump during the last month. Near term demand outlook remains volatile on the back of geopolitical uncertainties.
- LCL volume witnessed increase over previous month across all regions and even witnessed YoY increase in Latin America.

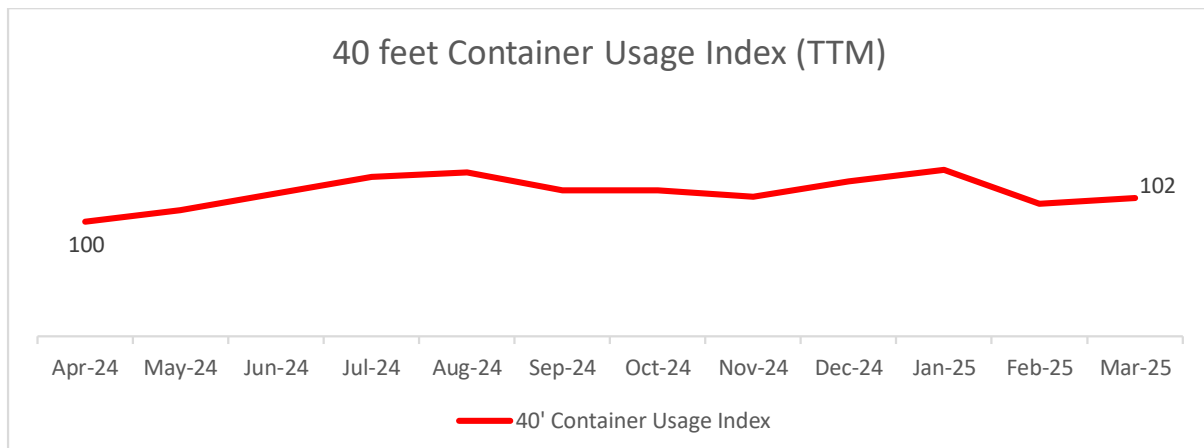


Container utilization: Container utilization remains flat as compared to last year in line with the volumes.



Note: The Index shows Container utilization (Cbm/TEU) levels rebased as Apr 2024 = 100

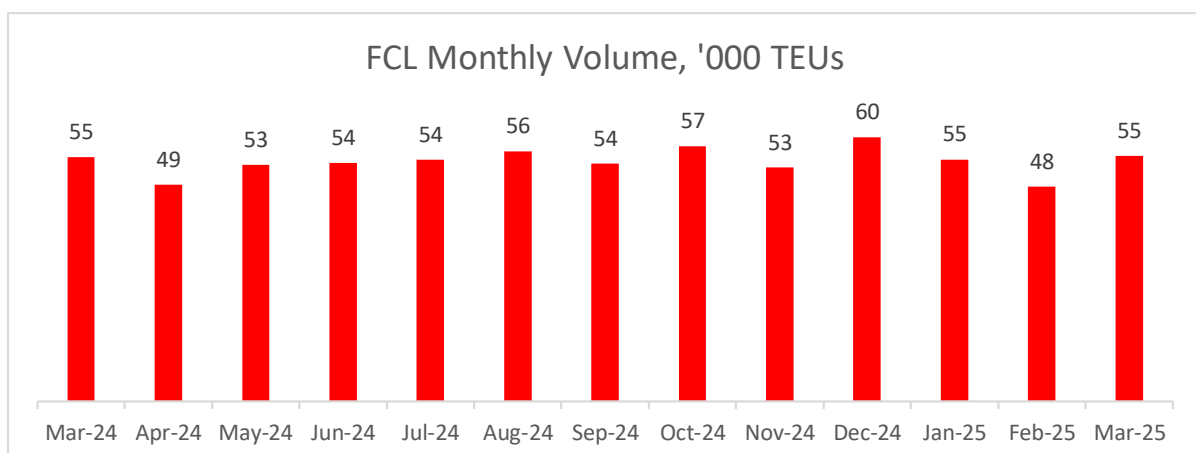
40 feet ratio: 40 feet container ratio shows improvement as compared to last year by 2%.



Note: The Index shows 40 feet Container usage (number of 40 feet containers as % of total containers used) levels rebased as Apr 2024 = 100

FCL operations:

- FCL volume during the month of March 2025 stood at 55,374 TEUs. This represents a growth of 1% as compared to the last year and 14% as compared to previous month.
- FCL volume witnessed year on year increase in United States and Canada while Latin America was flat.



Air operations:

- Air volume for the month of March 2025 stood at 4,171'000 kilos as compared to 2,422'000 kilos in March 2024 and 2,319'000 kilos in February 2025. This represents a growth of 72% on a YoY basis and 80% as compared to last month.
- Air volume witnessed year on year growth in USA, Canada, Asia Pacific, India and Indian Subcontinent.

~Ends~