

June 23, 2025

To, BSE Limited Phiroze Jeejeebhoy Towers, Dalal Street, Fort, Mumbai - 400 001 BSE Scrip Code: 532749	To, National Stock Exchange of India Limited Exchange Plaza, C-1, Block G Bandra Kurla Complex Bandra (East), Mumbai - 400 051 NSE Symbol: ALLCARGO
--	---

Sub: Monthly Business Update

Dear Sir/Madam,

In accordance with Securities and Exchange Board of India (Listing Obligations and Disclosure Requirements) Regulations, 2015 and Code of Practices and Procedures for Fair Disclosure of Unpublished Price Sensitive Information in terms of Regulation 8 of Securities and Exchange Board of India (Prohibition of Insider Trading) Regulations, 2015, we are enclosing herewith key business parameters for the month ended May 2025.

The given information is as per limited review by the Management. This is for the information of your members and the public at large.

The aforesaid information shall be made available on the Company's website at www.allcargologistics.com.

Kindly take the above on record.

Thanking you,

Yours faithfully,

For **Allcargo Logistics Limited**

SWATI GOPAL
SINGH

Digitally signed by
SWATI GOPAL SINGH
Date: 2025.06.23
17:25:51 +05'30'

Swati Singh
Company Secretary & Compliance Officer
Membership No.: A20388

Encl: a/a

ALLCARGO LOGISTICS LIMITED

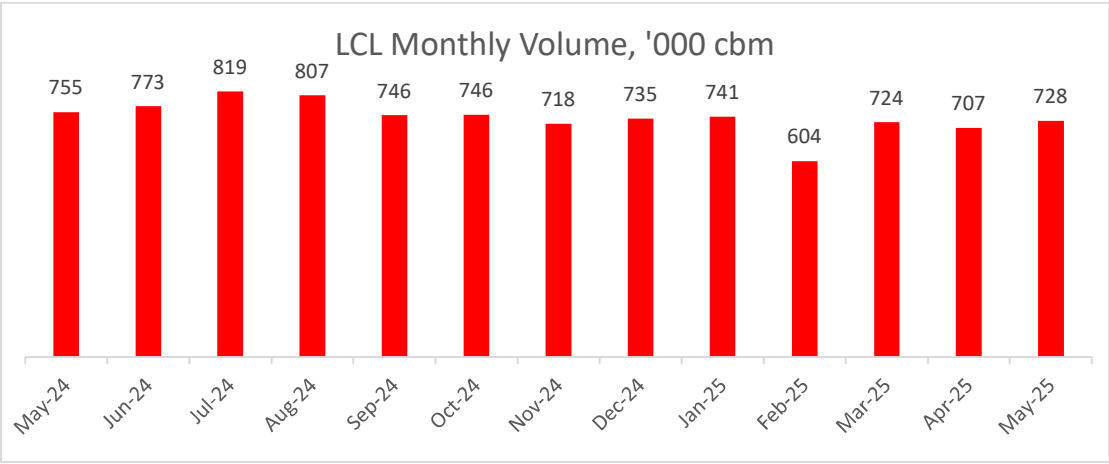
Allcargo House, 6th Floor, CST Road, Kalina, Santacruz (E), Mumbai - 400 098. Maharashtra. India.
T: +91 22 6679 8110 | www.allcargologistics.com | CIN: L63010MH2004PLC073508 | GSTN: 27AACCA2894D1ZS
e-mail id: investor.relations@allcargologistics.com

Allcargo International Supply Chain (ISC) Monthly Operational Update

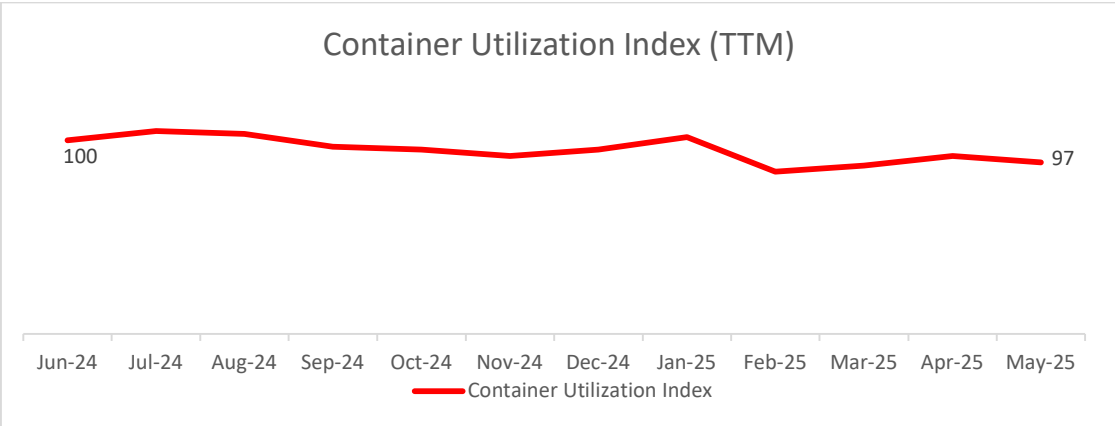
Despite the continued volatility due to geopolitical disruptions, we witnessed a growth of 6.3% YoY in FCL, 4.4% YoY in Air and marginal 3.7% YoY de-growth in LCL business during May 2025.

LCL operations:

- LCL volume stood at 728'000 cubic meters for the month of May 2025 depicting a growth of 3% as compared to last month and a decline of 4% as compared to last year.
- Demand is expected to witness volatility due to trade tensions and uncertainties in the geopolitical landscape.
- LCL volume witnessed month on month increase in the regions of Latin America, Europe, Asia Pacific and Indian Sub-continent. A month-on-month decline was witnessed in USA, Canada and Middle East. As compared to last year volumes increased in the regions of Latin America and Europe and declined in the regions of USA, Canada, Asia Pacific, Greater China and Middle East.

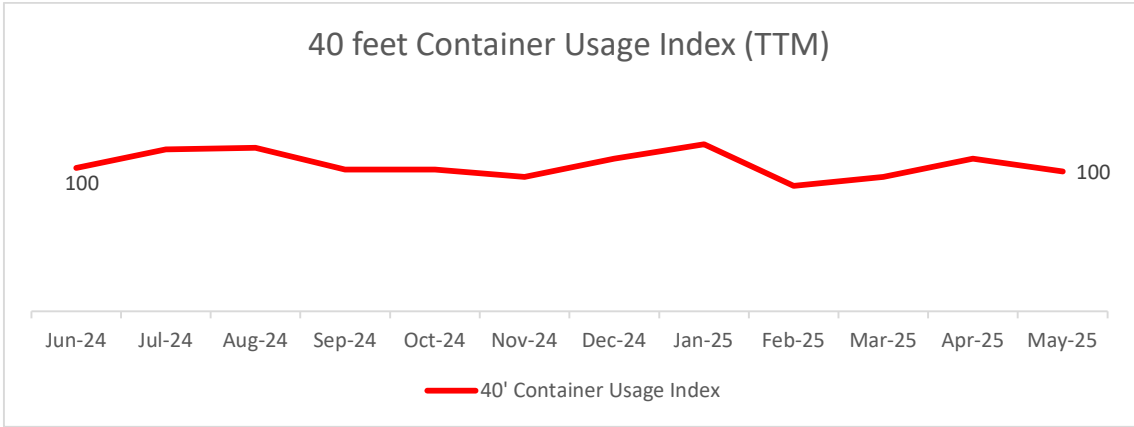


Container utilization: Container utilization has declined as compared to last year, in line with the volume.



Note: The Index shows Container utilization (Cbm/TEU) levels rebased as June 2024 = 100

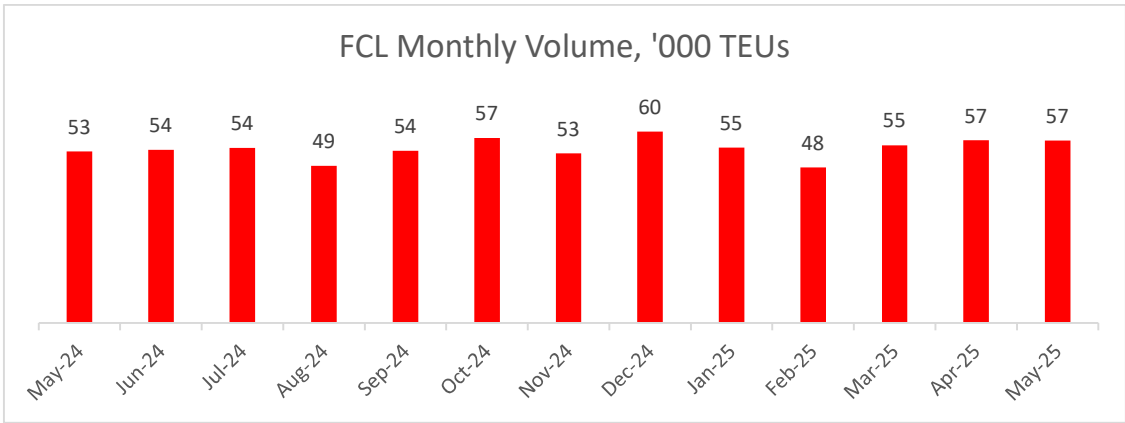
40 feet ratio: 40 feet container ratio remained flat as compared to last year.



Note: The Index shows 40 feet Container usage (number of 40 feet containers as % of total containers used) levels rebased as June 2024 = 100

FCL operations:

- FCL volume during the month of May 2025 stood at 56,684 TEUs which is similar to last month's volume. As compared to last year volume grew by 6%.
- FCL volume witnessed a year-on-year increase across all major regions.



Air operations:

- Air volume for the month of May 2025 stood at 3,060'000 kilos. This represents a growth of 12% over last month and 4% over last year.
- Air volume witnessed year on year growth in North America, Latin America and Europe. A decline was witnessed in Asia Pacific, Greater China, Middle East and India.

~Ends~