

May 24, 2024

<b>BSE Limited</b> Phiroze Jeejeebhoy Towers, Dalal Street, Fort, Mumbai - 400 001 <b>BSE Scrip Code:</b> 532749	<b>National Stock Exchange of India Limited</b> Exchange Plaza, C-1, Block G Bandra Kurla Complex Bandra (East), Mumbai - 400 051 <b>NSE Symbol:</b> ALLCARGO
--	---

**Sub: Monthly Operational Update**

Dear Sir/Madam,

In accordance with Securities and Exchange Board of India (Listing Obligations and Disclosure Requirements) Regulation, 2015 and Code of Practices and Procedures for Fair Disclosure of Unpublished Price Sensitive Information in terms of Regulation 8 of Securities and Exchange Board of India (Prohibition of Insider Trading) Regulations, 2015, we are enclosing herewith key business parameters for the month ended April 2024.

The given information is as per limited review by the Management. This is for the information of your members and the public at large.

The aforesaid information shall be made available on the Company's website at [www.allcargologistics.com](http://www.allcargologistics.com).

Kindly take the above on record.

Thanking you,

Yours faithfully,

**For Allcargo Logistics Limited**

DEVANAND  
PARSHOTTAM  
MOJIDRA

Digitally signed by  
DEVANAND  
PARSHOTTAM MOJIDRA  
Date: 2024.05.24  
19:51:02 +05'30'

**Devanand Mojidra**

**Company Secretary & Compliance Officer**

**Membership No.: A14644**

**Encl: a/a**

---

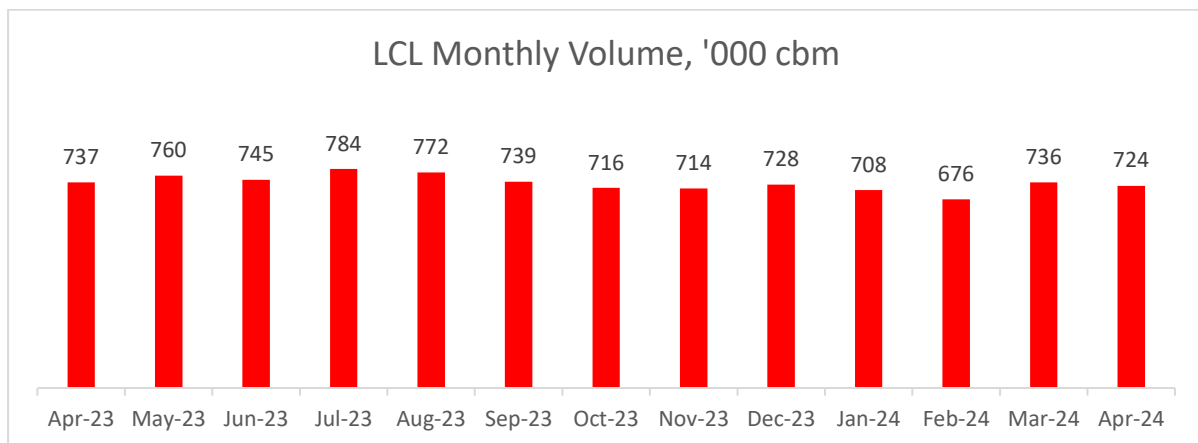
**ALLCARGO LOGISTICS LIMITED**

Allcargo House, 6<sup>th</sup> Floor, CST Road, Kalina, Santacruz (E), Mumbai - 400 098. Maharashtra. India.  
T: +91 22 6679 8110 | [www.allcargologistics.com](http://www.allcargologistics.com) | CIN: L63010MH2004PLC073508 | GSTN: 27AACCA2894D1ZS  
e-mail id: [investor.relations@allcargologistics.com](mailto:investor.relations@allcargologistics.com)

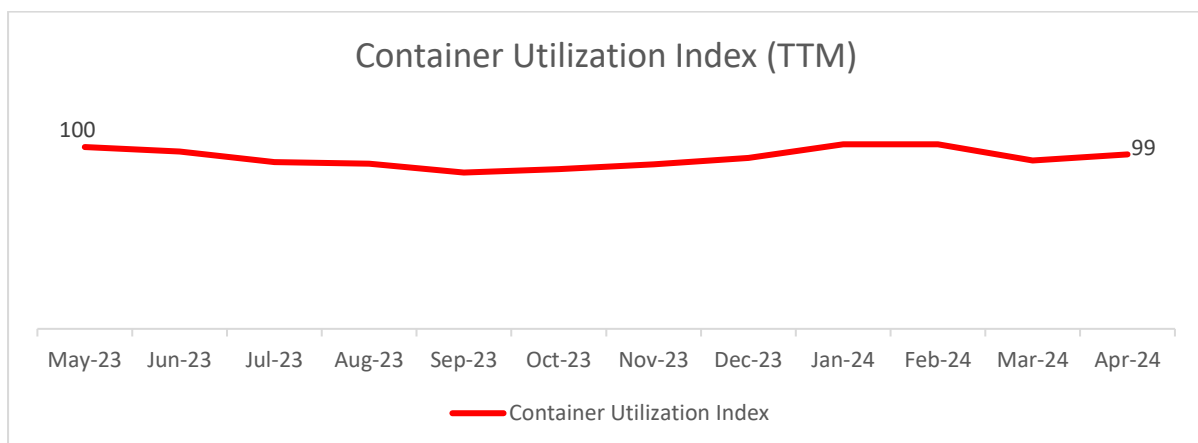
## Allcargo International Supply Chain (ISC) Monthly Operational Update

### LCL operations:

- LCL volume for the month of April 2024 witnessed a marginal decline of 2% as compared to April 2023 as well as March 2024. Impact on volume during the month of April was on account of festive season holiday (Ramadan) in Southeast Asia and Middle East.
- We have been expecting recovery in demand in second half of the year and now the inventory restocking has already started.
- Red Sea crisis and continued tightness in capacity is now further amplified with inventory restocking leading to sharp increase in freight rates on most trade lanes out of Asia from June onwards. We foresee freight rates to remain at these elevated levels in the near term.
- We witnessed an increase in volume in APAC and Latin America while a decline in volumes was witnessed in USA, Middle East and India.

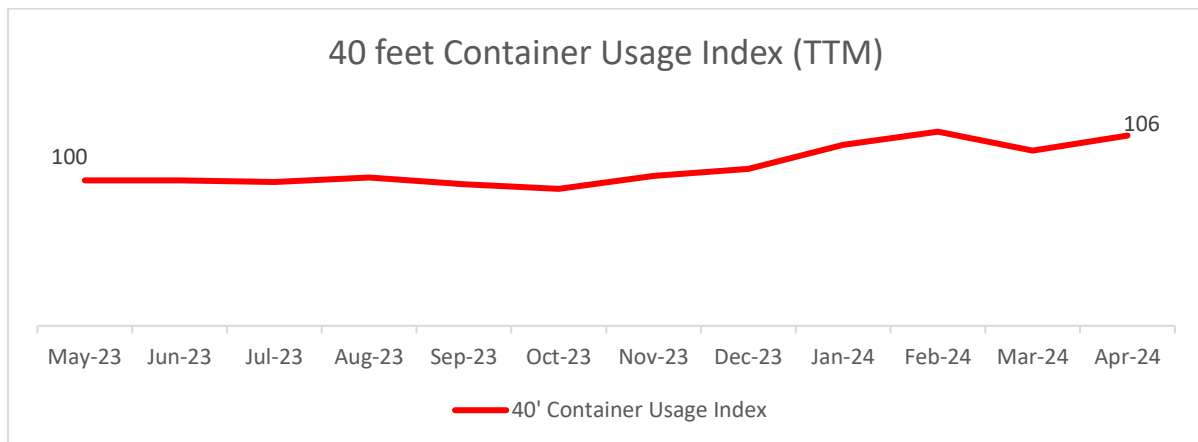


- **Container utilization:** Container utilization continues to remain rangebound, we should see improvement once volumes increase.



Note: The Index shows Container utilization (Cbm/TEU) levels rebased as May 2023 = 100

**40 feet ratio:** Improvement in 40 feet container usage is visible due to efficient trade lane management and focus on usage of 40 feet containers on important routes.



Note: The Index shows 40 feet Container usage (number of 40 feet containers as % of total containers used) levels rebased as May 2023 = 100

#### FCL operations:

- FCL volume for the month of April 2024 remained flat as compared to April 2023. As compared to last month volumes declined by 12%.
- Volumes were lower across all regions.

