

February 27, 2024

BSE Limited Phiroze Jeejeebhoy Towers, Dalal Street, Fort, Mumbai - 400 001 BSE Scrip Code: 532749	National Stock Exchange of India Limited Exchange Plaza, C-1, Block G Bandra Kurla Complex Bandra (East), Mumbai - 400 051 NSE Symbol: ALLCARGO
--	---

Sub: Monthly Operational Update

Dear Sir/Madam,

In accordance with Securities and Exchange Board of India (Listing Obligations and Disclosure Requirements) Regulation, 2015 and Code of Practices and Procedures for Fair Disclosure of Unpublished Price Sensitive Information in terms of Regulation 8 of Securities and Exchange Board of India (Prohibition of Insider Trading) Regulations, 2015, we are enclosing herewith a copy of key business parameters for the month ended January 2024.

The given information is as per limited review by the Management. This is for the information of your members and the public at large.

The aforesaid information shall be made available on the Company's website at www.allcargologistics.com.

Kindly take the above on record.

Thanking you,

Yours faithfully,

For Allcargo Logistics Limited

DEVANAND
PARSHOTTA
M MOJIDRA
Digitally signed by
DEVANAND
PARSHOTTA
MOJIDRA
Date: 2024.02.27
16:00:39 +05'30'

Devanand Mojidra

Company Secretary & Compliance Officer

Membership No.: A14644

Encl: a/a

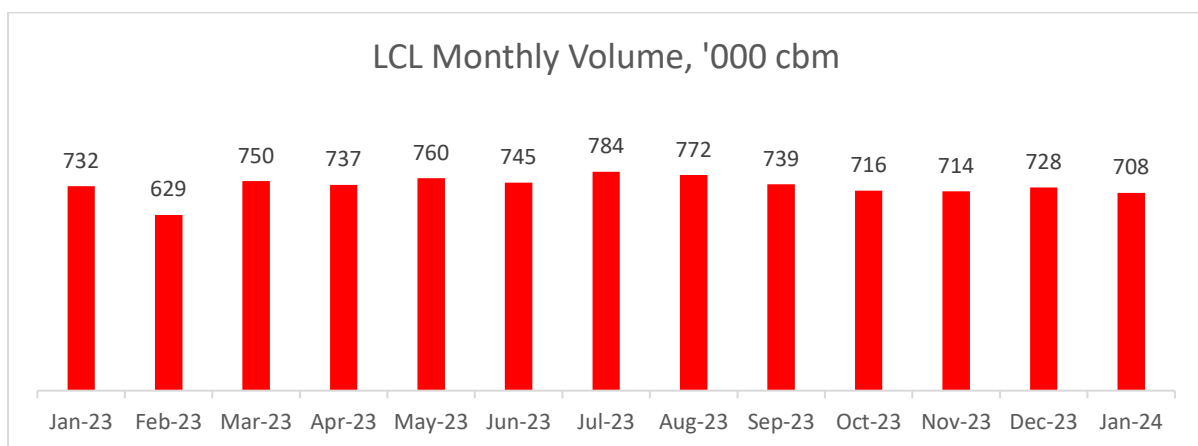
ALLCARGO LOGISTICS LIMITED

Allcargo House, 6th Floor, CST Road, Kalina, Santacruz (E), Mumbai - 400 098. Maharashtra. India.
T: +91 22 6679 8110 | www.allcargologistics.com | CIN: L63010MH2004PLC073508 | GSTN: 27AACCA2894D1ZS
e-mail id: investor.relations@allcargologistics.com

Allcargo International Supply Chain (ISC) Monthly Operational Update

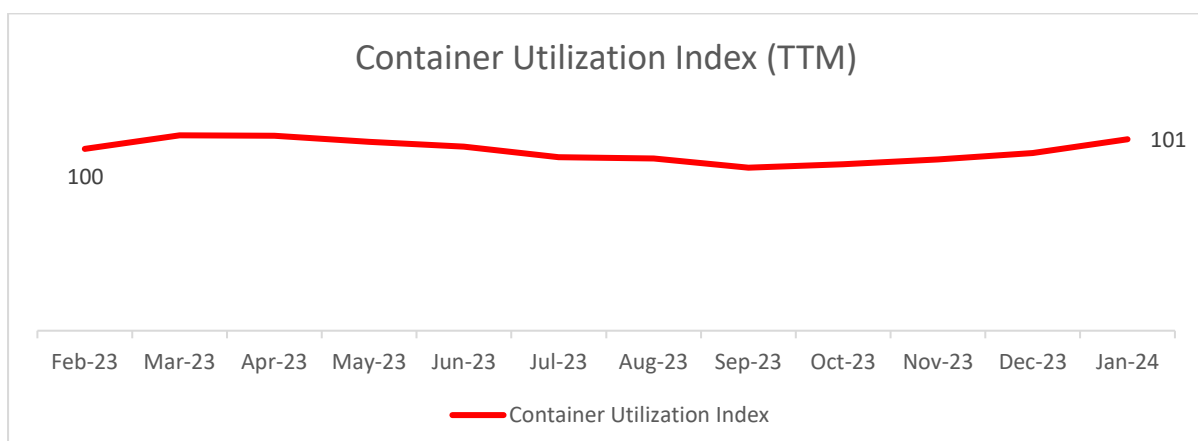
LCL operations:

- LCL volume for the month of January 2024 witnessed a decline of ~3% as compared to January 2023 and December 2023.
- Red sea impact delayed shipments leading to January 2024 volumes being reduced, however a balancing act is expected in February 2024 with positive impact on volumes versus last year.
- A decline in volume was witnessed in Latin America, Europe, and America. LCL volumes in India witnessed an increase in January 2024 as compared to December 2023.



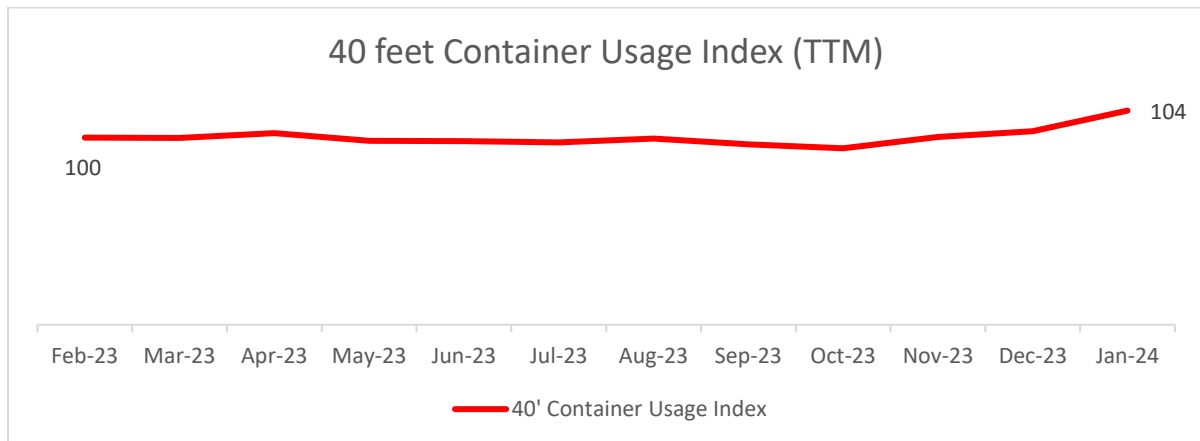
Note: Jan 2023 onwards volumes include recently acquired German entity

- **Container utilization:** Container utilization continues to remain rangebound on account of muted volume growth. There has been a marginal improvement in utilization on account of trade lane rationalization.



Note: The Index shows Container utilization (Cbm/TeU) levels rebased as Feb 2023 = 100

- **40 feet ratio:** 40 feet container usage continuous to remain range bound due to a subdued operating environment. Index appears to be better on account of a low base.



Note: The Index shows 40 feet Container usage (number of 40 feet containers as % of total containers used) levels rebased as Feb 2023 = 100

FCL operations:

- FCL volume for the month of January 2024 was up 10% as compared to January 2023. However, volumes declined by ~3% as compared to December 2023.
- The growth in FCL volumes is driven by higher volumes in Asia Pacific and Latin America.

