

April 24, 2024

BSE Limited Phiroze Jeejeebhoy Towers, Dalal Street, Fort, Mumbai - 400 001 BSE Scrip Code: 532749	National Stock Exchange of India Limited Exchange Plaza, C-1, Block G Bandra Kurla Complex Bandra (East), Mumbai - 400 051 NSE Symbol: ALLCARGO
--	---

Sub: Monthly Operational Update

Dear Sir/Madam,

In accordance with Securities and Exchange Board of India (Listing Obligations and Disclosure Requirements) Regulation, 2015 and Code of Practices and Procedures for Fair Disclosure of Unpublished Price Sensitive Information in terms of Regulation 8 of Securities and Exchange Board of India (Prohibition of Insider Trading) Regulations, 2015, we are enclosing herewith key business parameters for the month ended March 2024.

The given information is as per limited review by the Management. This is for the information of your members and the public at large.

The aforesaid information shall be made available on the Company's website at www.allcargologistics.com.

Kindly take the above on record.

Thanking you,

Yours faithfully,

For Allcargo Logistics Limited

DEVANAND
PARSHOTTAM
MOJIDRA

Digitally signed by
DEVANAND
PARSHOTTAM MOJIDRA
Date: 2024.04.24
12:51:04 +05'30'

Devanand Mojidra
Company Secretary & Compliance Officer
Membership No.: A14644

Encl: a/a

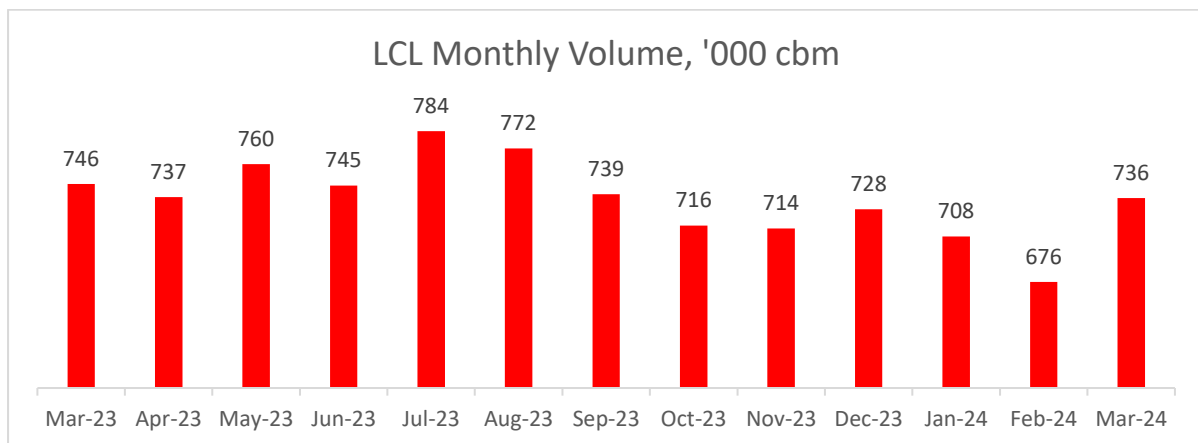
ALLCARGO LOGISTICS LIMITED

Allcargo House, 6th Floor, CST Road, Kalina, Santacruz (E), Mumbai - 400 098. Maharashtra. India.
T: +91 22 6679 8110 | www.allcargologistics.com | CIN: L63010MH2004PLC073508 | GSTN: 27AACCA2894D1ZS
e-mail id: investor.relations@allcargologistics.com

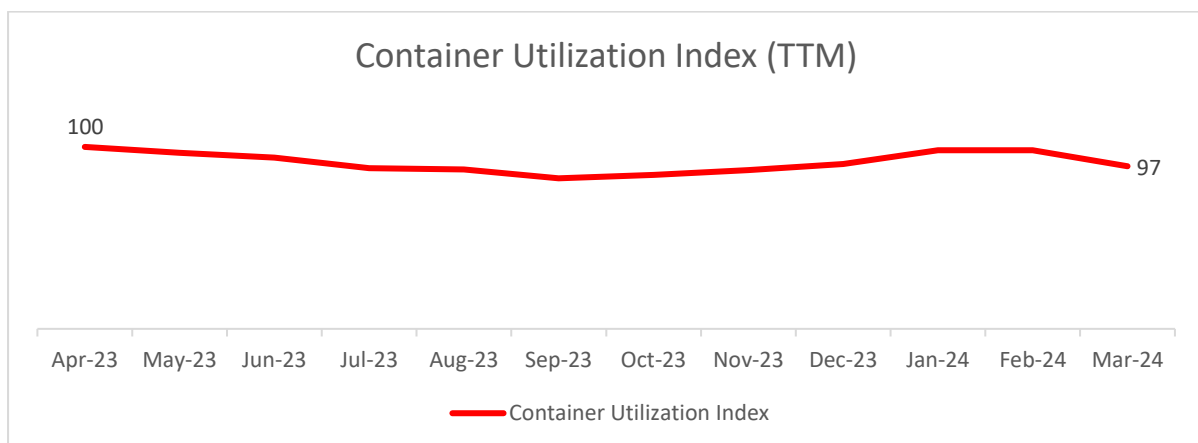
Allcargo International Supply Chain (ISC) Monthly Operational Update

LCL operations:

- LCL volume for the month of March 2024 witnessed an increase of 9% as compared to February 2024. As compared to last year March 2024 volumes have witnessed a marginal decline of 3%.
- Global container shipping and ocean trade has been impacted by various geopolitical events in the recent times with the most recent one being in the middle east. These have led to delayed shipments and have impacted the freight rate.
- With global inflation showing signs of moderation from its peak in mid-2022, there is expectation of global trade picking up in second half of 2024.
- An increase in volumes was witnessed in USA, Latin America and Europe. A decline in volume was witnessed in Middle East.

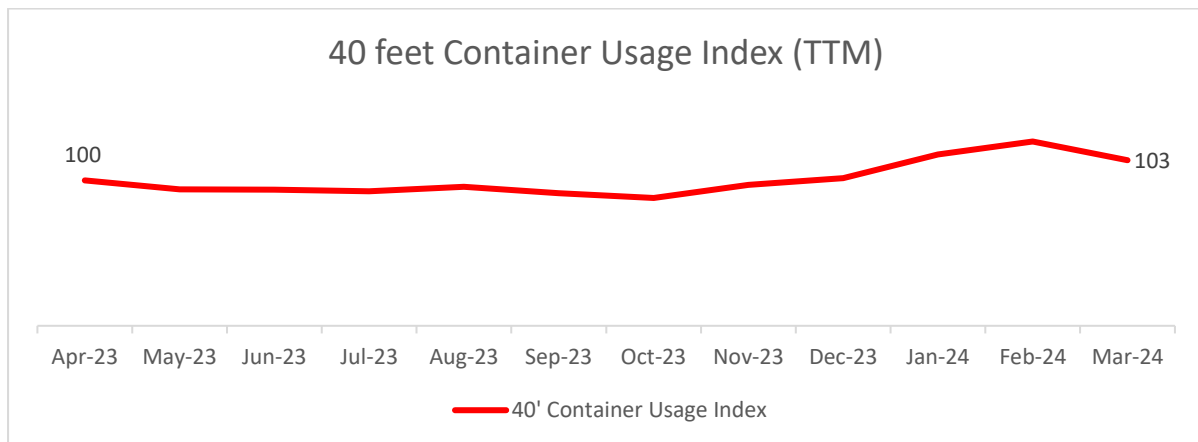


- **Container utilization:** Container utilization has been rangebound over the last one year and it is expected to improve once volumes increase on key trade lanes.



Note: The Index shows Container utilization (Cbm/TEU) levels rebased as April 2023 = 100

40 feet ratio: 40 feet container usage has improved over last few months driven by focus on important routes, and efficient trade lane management.



Note: The Index shows 40 feet Container usage (number of 40 feet containers as % of total containers used) levels rebased as Apr 2023 = 100

FCL operations:

- FCL volume for the month of March 2024 was up 7% as compared to March 2023 and increased by 11% as compared to February 2024.

