

May 24, 2014



Mr. Prasad Bhide Relationship Manager BSE Ltd. Corporate Relationship Department / Listing Department P.J. Towers, 1 st Floor, Dalal Street, Fort, Mumbai – 400 001	The National Stock Exchange of India Ltd. Listing Department Exchange Plaza, Bandra Kurla Complex, Bandra (E), Mumbai - 400 051
--	---

Security Code: 532749 / ALLCARGO

Dear Sir/ Madam,

Sub.: Outcome of the Board Meeting

We wish to inform you that the Board of Directors of the Company at its meeting held today has approved the following:

1. Audited Financial Results of the Company for the financial year ended March 31, 2014. A copy of the results is enclosed herewith.
2. Recommended dividend of ₹1.50 (@ 75%) per equity share of ₹ 2 each for the financial year ended March 31, 2014, subject to the approval of the Shareholders at the 21st Annual General Meeting.

Kindly acknowledge the receipt and take on record the above information.

Thanking you,

Yours faithfully,
For Allcargo Logistics Limited

Shailesh Dholakia
Company Secretary




Encl.: As above

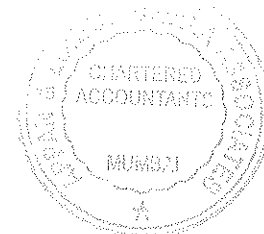
STATEMENT OF AUDITED FINANCIAL RESULTS FOR THE QUARTER AND YEAR ENDED MARCH 31, 2014

Particulars	STANDALONE (Rs. in Lacs)				
	Quarter Ended			Year Ended	
	31.03.2014 (Audited)	31.12.2013 (Unaudited)	31.03.2013 (Audited)	31.03.2014 (Audited)	31.03.2013 (Audited)
PART I					
1 Income from Operations					
(a) Income from Operations	24,414	24,262	23,920	96,112	101,121
(b) Other Operating Income	736	676	272	2,281	688
Total income from Operations (net)	25,150	24,938	24,192	98,393	101,809
2 Expenses					
(a) Operating Expenses	16,195	16,158	15,411	63,813	63,766
(b) Purchase of stock in trade	-	-	-	-	-
(c) Change in inventories of finished goods, work in progress and stock in trade	-	-	-	-	-
(d) Employee benefits expense	1,563	1,767	1,642	7,164	7,673
(e) Depreciation and amortisation expense					
Depreciation and amortisation expense	3,077	2,289	3,112	10,063	11,676
Goodwill amortisation on merger of MHTC (See Note - 5a)	3,410	-	-	3,410	-
(f) Other expenses	1,845	2,051	1,959	7,858	7,148
(g) Provision for Doubtful debts	(247)	(229)	(136)	(508)	2,477
Total Expenses	25,843	22,036	21,988	91,800	92,740
3 Profit / (Loss) from operations before other income, finance costs and exceptional items (1-2)	(693)	2,902	2,204	6,593	9,069
4 Other Income	310	994	1,750	3,303	6,426
5 Profit / (Loss) from ordinary activities before finance costs and exceptional items (3 + 4)	(383)	3,896	3,954	9,896	15,495
6 Finance Costs	922	775	803	2,863	2,867
7 Profit / (Loss) from ordinary activities after finance costs but before exceptional items (5 + 6)	(1,305)	3,121	3,151	7,033	12,828
8 Exceptional Items	-	-	-	-	-
9 Profit / (Loss) from ordinary activities before tax (7+ 8)	(1,305)	3,121	3,151	7,033	12,828
10 Tax Expense					
- Current Tax	(316)	605	612	1,405	3,108
- Deferred Tax	(266)	425	747	996	1,273
- Mat Entitlement	(171)	(314)	(612)	(980)	(3,108)
11 Net Profit / (Loss) from ordinary activities after tax (9 + 10)	(532)	2,405	2,404	5,612	11,555
12 Extraordinary Items	-	-	-	-	-
13 Net Profit / (Loss) for the period (11 + 12)	(532)	2,405	2,404	5,612	11,555
14 Share of Profit / (loss) of associates	-	-	-	-	-
15 Minority Interest	-	-	-	-	-
16 Net Profit / (Loss) after taxes, minority interest and share of profit / (loss) of associates (13 + 14 + 15)	(532)	2,405	2,404	5,612	11,555
17 Paid-up equity share capital (Face Value per share Rs.2)	2,521	2,528	2,528	2,521	2,528
18 Reserve excluding Revaluation Reserves as per balance sheet of previous accounting year	-	-	-	119,066	114,986
19					
(i) Earnings Per Share (before extraordinary items) (Face value of Rs.2 each) (not annualised):					
(a) Basic	(0.4)	1.9	1.9	4.5	9.0
(b) Diluted	(0.4)	1.9	1.9	4.5	9.0
(ii) Earnings Per Share (after extraordinary items) (Face value of Rs.2 each) (not annualised):					
(a) Basic	(0.4)	1.9	1.9	4.5	9.0
(b) Diluted	(0.4)	1.9	1.9	4.5	9.0

For and on behalf of the Board



Shashi Kiran Shetty
Chairman & Managing Director
Place: Mumbai
Date: May 24, 2014



Part II
A PARTICULARS OF SHAREHOLDING

	Particulars	Quarter Ended			Year Ended	
		31.03.2014 (Audited)	31.12.2013 (Unaudited)	31.03.2013 (Audited)	31.03.2014 (Audited)	31.03.2013 (Audited)
1	Public Shareholding - Number of Shares - Percentage of shareholding	34,913,737 27.70%	35,287,228 27.91%	35,276,848 27.91%	34,913,737 27.70%	35,276,848 27.91%
2	Promoters and Promoter Group Shareholding					
	a) Pledged/ Encumbered					
	- Number of Shares	NIL	NIL	NIL	NIL	NIL
	- Percentage of shares (as a % of the total shareholding of promoter and promoter group)	NIL	NIL	NIL	NIL	NIL
	- Percentage of shares (as a % of the total share capital of the company)	NIL	NIL	NIL	NIL	NIL
	b) Non-Encumbered					
	- Number of Shares	91,134,025	91,134,025	91,134,025	91,134,025	91,134,025
	- Percentage of shares (as a % of the total shareholding of promoter and promoter group)	100.00%	100%	100.00%	100.00%	100.00%
	- Percentage of shares (as a % of the total share capital of the company)	72.30%	72.09%	72.09%	72.30%	72.09%

B INVESTOR COMPLAINTS

Particulars	3 months ended 31.03.2014
Pending at the beginning of the quarter	NIL
Received during the quarter	NIL
Disposed of during the quarter	NIL
Remaining unresolved at the end of the quarter	NIL

For and on behalf of the Board


Shashi Kiran Shetty
Chairman & Managing Director

Place: Mumbai
Date: May 24, 2014



SEGMENTWISE REVENUE, RESULTS AND CAPITAL EMPLOYED FOR THE QUARTER AND YEAR ENDED MARCH 31, 2014

Sr.No	Particulars	STANDALONE (Rs. in Lacs)				
		Quarter Ended			Year Ended	
		31.03.2014 (Audited)	31.12.2013 (Unaudited)	31.03.2013 (Audited)	31.03.2014 (Audited)	31.03.2013 (Audited)
1	Segment Revenue					
	a. Multimodal Transport Operations	8,545	7,900	7,652	32,054	31,721
	b. Container Freight Station Operations	6,536	7,092	7,013	27,283	29,982
	c. Project and Engineering solutions	10,045	9,816	9,611	39,233	41,551
	d. Others/Unallocated	760	888	418	2,856	1,426
	less: Inter Segment Revenue	736	758	502	3,033	2,871
	Net Income from Operations	25,150	24,938	24,192	98,393	101,809
2	Segment Results					
	Profit Before Tax, Interest and Exceptional Items					
	a. Multimodal Transport Operations	412	395	354	1,668	1,953
	b. Container Freight Station Operations*	2,273	2,346	*2,581	*8,886	*11,610
	c. Project and Engineering solutions*	*(2,788)	*1,214	*1,796	*1,046	*4,746
	d. Others	27	32	(36)	37	55
	Total	(76)	3,987	4,695	11,637	18,364
	Less					
	i. Finance Costs	(922)	(775)	(803)	(2,663)	(2,667)
	ii. Other unallocable expenditure net off	(591)	(672)	(980)	(3,567)	(4,811)
	Add					
	i. Other unallocable income	284	581	239	1,826	1,942
	Profit Before Tax and Exceptional Items	(1,305)	3,121	3,151	7,033	12,828
3	Capital Employed					
	a. Multimodal Transport Operations	3,379	970	(1,207)	3,379	(1,207)
	b. Container Freight Station Operations	21,326	21,843	21,600	21,326	21,600
	c. Project and Engineering solutions	75,306	76,555	75,488	75,306	75,488
	d. Others/Unallocated	3,314	3,339	3,046	3,314	3,046
	Total capital employed in segments	103,325	102,707	98,927	103,325	98,927
	Add					
	Unallocable Corporate assets less Corporate liabilities	72,616	79,505	75,174	72,616	75,174
	Total Capital Employed in the Company	175,941	182,212	174,101	175,941	174,101

* Includes realised gain on cancellation of derivatives taken to hedge liabilities arising on acquisition of segment assets.

Notes on Segment Information:-

- Segment Revenue, Results and Capital Employed figures represents amount identifiable to each of the segments. Other "unallocable expenditure" as well as "unallocable income" includes incomes/expenses on common services not directly identifiable to individual segments, Corporate expenses, interest/dividend/other financial income and exceptional items.

Capital employed figures are as at 31, March, 2014, 31st December, 2013 and 31st March 2013.

Unallocated corporate assets less corporate liabilities mainly represent Investments and Loans and Advances.


- Previous period figures have been re-grouped/restated wherever necessary to conform to this periods' classification.

For and on behalf of the Board




Shashi Kiran Shetty
Chairman & Managing Director
Place: Mumbai
Date: May 24, 2014



1st Floor,
Lodha Excelus,
Apollo Mills Compound,
N. M. Joshi Marg,
Mehalakhshi,
Mumbai-400 011,
India.




Statement of Assets and Liabilities

Particulars	Standalone (Rs.in Lacs)	
	As at 31.03.2014	As at 31.03.2013
	Audited	Audited
A EQUITY AND LIABILITIES		
1 Shareholders' funds		
(a) Share capital	2,521	2,528
(b) Reserves and surplus	119,066	114,986
Sub-total - Shareholders' funds	121,587	117,514
2. Non-current liabilities		
(a) Long-term borrowings	16,963	20,829
(b) Deferred tax liabilities (net)	10,889	9,756
(c) Other long-term liabilities	205	220
(d) Long-term provisions	412	333
Sub-total - Non-current liabilities	28,469	31,138
3. Current liabilities		
(a) Short-term borrowings	1,567	3,503
(b) Trade payables	9,762	8,843
(c) Other current liabilities	29,017	35,424
(d) Short-term provisions	2,402	3,332
Sub-total - Current liabilities	42,748	51,102
TOTAL - EQUITY AND LIABILITIES	192,804	199,754
B ASSETS		
1. Non-current assets		
(a) Fixed assets	98,075	99,605
(b) Non-current investments	34,874	39,961
(c) Long-term loans and advances	21,874	23,628
(d) Other non-current assets	41	215
Sub-total - Non-current assets	154,864	163,409
2 Current assets		
(a) Current investments	11,979	9,015
(b) Inventories	889	897
(c) Trade receivables	15,864	14,966
(d) Cash and cash equivalents	999	960
(e) Short-term loans and advances	4,969	5,418
(f) Other current assets	3,240	5,089
Sub-total - Current assets	37,940	36,345
TOTAL-ASSETS	192,804	199,754

For and on behalf of the Board




Shashi Kiran Shetty
Chairman & Managing Director
Place: Mumbai
Date: May 24, 2014



Notes to Audited Financial Results for the year ended March 31, 2014


Standalone Financial Results:

- 1 The Audited Financial Results were reviewed and recommended by the Audit Committee and approved by the Board of Directors at its meeting held on May 24, 2014.
- 2 The Board of Directors has, subject to approval of the Members of the Company at the ensuing Annual General Meeting, recommended payment of dividend @ 75% i.e. Rs.1.50 per equity share of Rs.2 each for the financial year ended March 31, 2014.
- 3 The Income Tax Department had issued assessment orders against the Company, whereby, the claim of deduction by the Company under section 80-IA (4) of the Companies Act, 1961 was disallowed from assessment years 2004-05 to 2009-10 and raised demand of Rs.6729 lakhs on the Company. The Company had filed an appeal against the said assessment orders. The Special Bench of Income Tax Appellate Tribunal vide its order dated July 6, 2012 and Divisional Bench of Income Tax Appellate Tribunal vide its order dated December 5, 2012 upheld the Company's plea and accordingly the Company has continued to claim deduction u/s 80 IA (4) of the Income Tax Act, 1961. In view of the foregoing, the Company has continued to provide Current Tax under the provisions of Minimum Alternate Tax. The Department has filed an appeal on May 31, 2013 with the High Court of Bombay against the said order of the Divisional Bench of Income Tax Appellate Tribunal.
4. The Hon'ble Bombay High Court vide order dated December 6, 2013 has sanctioned the Scheme of Arrangement (Scheme) between the Company, MHTC Logistics Pvt.Ltd., and their respective shareholders and creditors made u/s 391 to 394 of the Companies Act, 1956 read with section 78, 100 to 103 of the Companies Act, 1956. Pursuant to the said Court order, MHTC Logistics Pvt.Ltd. the wholly owned subsidiary of the Company, has been amalgamated with the Company with effect from April 1, 2012 ("The Appointed Date"). The authenticated copies of the Court order along with the Scheme have been filed with the Registrar of Companies, Mumbai, Maharashtra by the Company and MHTC Logistics Pvt.Ltd. on January 24, 2014 and accordingly the Scheme has become effective from that date. Accordingly, the financial results of MHTC Logistics Pvt. Ltd. for the year ended March 31, 2014, have been considered in the above Financial Results of the Company.
5. The Company has carried out the accounting treatment prescribed in the Scheme as approved by the Hon'ble Bombay High Court. The required disclosures for accounting of Scheme as per the "Pooling of Interest Method" as given under Accounting Standard 14 (AS-14) "Accounting for Amalgamations" as




prescribed under the Companies (Accounting Standards) Rules 2006 have been provided. Accordingly in accordance with the approved Scheme:

- a) The Company has taken over all the assets aggregating to Rs. 3,540 lakhs and liabilities aggregating to Rs 2,081 lakhs at their respective book values. As per the Scheme the identity of reserves of MHTC is required to be maintained by the Company as on the appointed date aggregating to Rs 1,459 lakhs. On cancellation of investments made by the Company in MHTC against the share capital and the net assets of MHTC taken over as on the appointed date there was a deficit of Rs 3,410 lakhs which has been debited to the "Goodwill Account" of the Company.
- b) The Goodwill has been amortized fully during the financial year 2013-14.
- c) Prior to the appointed date, MHTC was holding 373,491 equity shares of the Company. As a consequence of and as per the approved Scheme of Arrangement the aforesaid investment of MHTC in the Company has been cancelled and accordingly the share capital of the Company stands reduced by Rs 7.47 lakhs and the Securities Premium Account of the Company stands reduced by Rs 635 lakhs.
- d) No further consideration is payable or receivable on implementation of the Scheme as it involves amalgamation of a wholly owned Subsidiary with the Company.
- e) In terms of the Scheme, the appointed date of the amalgamation being 1 April 2012, the net loss of the MHTC during the financial year 2012-13 aggregating to Rs 88 lakhs has been transferred, to the extent not accounted already, to the surplus in the Statement of Profit and Loss in the books of the Company upon amalgamation.
- f) Pursuant to the Scheme, the title deeds for the immovable properties pertaining to amalgamating company are pending conveyance in the name of the Company. Further the Company initiated the name change formalities to transfer the title in respect of the other properties, contracts etc.
- g) The results for the quarter and year ended March 31, 2014 include the results of merged entity giving effect to the scheme, while the results of the corresponding periods of previous quarter and previous year ended 31st March 2013 do not include the results of the merged entity and hence the same are not comparable.




6. The figures of the current quarter ended March 31, 2014 are the balancing figures between the audited figures for the year ended March 31, 2014 and the published figures upto 3rd quarter ended December 31, 2013.
7. Figures for the previous quarters/ periods/ year have been regrouped / restated, wherever necessary.

For and on behalf of the Board
For Allcargo Logistics Limited



Shashi Kiran Shetty
Chairman and Managing Director

Place: Mumbai
Date: May 24, 2014



B S R & Co. LLP
Chartered Accountants
Lodha Excelus
1 Floor, Apollo Mills Compound
N. M. Joshi Marg
Mahalakshmi
Mumbai - 400 011
India

Appan & Lokhandwala Associates
Chartered Accountants
402, Shiv-Ahish, Plot No. 10
19 Road, Chembur,
Mumbai 400 071
India

Independent Auditor's Report on the Financial results of Allcargo Logistics Limited pursuant to Clause 41 of Listing Agreement

To the Board of Directors of Allcargo Logistics Limited

We have audited the accompanying annual financial results of Allcargo Logistics Limited ('the Company') for the quarter ended 31 March 2014 and the year to date results for the period from 1 April 2013 to 31 March 2014, attached herewith, being submitted by the Company pursuant to the requirement of Clause 41 of the Listing Agreement, except for the disclosures regarding 'Public Shareholding' and 'Promoter and Promoter Group Shareholding' which have been traced from disclosures made by the management and have not been audited by us. Attention is drawn to the fact that the figures for the quarter ended 31 March 2014 and the corresponding quarter ended in the previous year as reported in these financial results are the balancing figures between audited figures in respect of the full financial year and the published year to date figures up to the end of the third quarter of the current and previous financial year. Also the figures up to the end of the third quarter for the current and previous financial year had only been reviewed and not subjected to audit.

Management's Responsibility for the Financial Results

These standalone financial results have been prepared on the basis of the annual financial statements and reviewed quarterly financial results upto the end of the third quarter. Management is responsible for the preparation of these financial results that give a true and fair view of the net profit and other financial information in accordance with the recognition and measurement principles laid down in the Companies (Accounting Standards) Rules, 2006 as per Section 211 (3C) of the Companies Act, 1956, which as per a clarification issued by the Ministry of Corporate Affairs continues to apply under Section 133 of the Companies Act, 2013 (which has superseded Section 211 (3C) of the Companies Act, 1956 w.e.f. 12 September 2013) and other accounting principles generally accepted in India and in compliance with Clause 41 of the Listing Agreement.


This responsibility includes the design, implementation and maintenance of internal control relevant to the preparation and presentation of the financial results that give a true and fair view and are free from material misstatement, whether due to fraud or error.

Auditor's Responsibility

Our responsibility is to express an opinion on these standalone financial results based on our audit of the annual financial results. We conducted our audit in accordance with the auditing standards generally accepted in India. Those Standards require that we plan and perform the audit to obtain reasonable assurance about whether the financial results are free of material misstatement(s).

An audit includes examining, on a test basis, evidence supporting the amounts disclosed as financial results. An audit includes assessing the accounting principles used and significant estimates made by management. We believe that our audit provides a reasonable basis for our audit opinion.

B S R & Co. (a partnership firm with registration no. BA61223)
converted into B S R & Co. LLP (a Limited Liability Partnership with
LLP Registration No. AAB-8181), with effect from October 14, 2013.



Independent Auditor's Report on the Financial results of Allcargo Logistics Limited pursuant to Clause 41 of Listing Agreement (Continued)

Allcargo Logistics Limited

Opinion

In our opinion and to the best of our information and according to the explanations given to us, these financial results:

- (i) are presented in accordance with the requirements of Clause 41 of the Listing Agreement in this regard; and
- (ii) give a true and fair view of the net profit and other financial information for the year ended 31 March 2014.

Emphasis of matter

Without qualifying our report, we draw attention to note 5 (a) of the financial results regarding the Scheme of Arrangement ('the Scheme') sanctioned by the Hon'ble High Court of Judicature at Mumbai. The Scheme permits the Company to adjust the deficit of Rs 3,410 lakhs arising against cancellation of Investment against the share capital of the amalgamating company to goodwill, which is considered to be an override to the relevant provisions of Accounting Standard 14 (AS 14) 'Accounting for Amalgamations'. Had such deficit not being adjusted to goodwill, the Company would have reflected such deficit of Rs 3,410 lakhs to general reserves. Our opinion is not qualified in respect to this matter.

Report on other Legal and Regulatory Requirements

Further, we also report that we have, on the basis of books of account and other records and information and explanations given to us by the management, verified the number of shares as well as percentage of shareholdings in respect of aggregate amount of public shareholdings, as furnished by the Company in terms of Clause 35 of the Listing agreement and found the same to be correct.

For **B S R & Co. LLP**

Chartered Accountants

Firm's Registration No: 101248W




Aniruddha Godbole

Partner

Membership No: 105149

Mumbai


24 May 2014



For **Appan & Lokhandwala Associates**

Chartered Accountants

Firm's Registration No: 117040W




M. Subramanian

Partner

Membership Number: 111106

Mumbai

24 May 2014



STATEMENT OF AUDITED FINANCIAL RESULTS FOR THE QUARTER AND YEAR ENDED MARCH 31, 2014

Particulars	CONSOLIDATED (Rs.in Lacs)				
	Quarter Ended			Year Ended	
	31.03.2014 (Audited)	31.12.2013 (Unaudited)	31.03.2013 (Audited)	31.03.2014 (Audited)	31.03.2013 (Audited)
PART I					
1 Income from Operations					
(a) Income from Operations	127,933	151,521	96,413	484,520	392,549
(b) Other Operating Income	324	120	57	603	78
Total income from Operations (net)	128,257	151,641	96,470	485,123	392,627
2 Expenses					
(a) Operating Expenses	90,511	108,020	68,464	340,387	269,946
(b) Purchase of stock in trade	-	-	-	-	-
(c) Change in inventories of finished goods, work in progress and stock in trade	-	-	-	-	-
(d) Employee benefits expense	20,232	21,824	13,827	72,762	56,340
(e) Depreciation and amortisation expense					
- On Goodwill amortisation on merger of MHTC [See Note - 3(a)]	3,410	-	-	3,410	-
- On other tangible and intangible assets	4,187	3,324	3,587	14,136	14,735
(f) Other expenses	7,889	11,462	7,690	33,663	27,595
(g) Provision for Doubtful debts	(123)	(764)	400	(820)	3,130
Total Expenses	126,106	143,866	93,968	463,538	371,746
3 Profit / (Loss) from operations before other income, finance costs and exceptional items (1-2)	2,151	7,775	2,502	21,585	20,881
4 Other Income	386	1,269	2,024	3,650	6,618
5 Profit / (Loss) from ordinary activities before finance costs and exceptional items (3 + 4)	2,537	9,044	4,526	25,235	27,499
6 Finance Costs	1,625	1,879	671	5,632	4,144
7 Profit / (Loss) from ordinary activities after finance costs but before exceptional items (5 + 6)	912	7,165	3,855	19,603	23,355
8 Exceptional Items	-	-	1	-	1
9 Profit / (Loss) from ordinary activities before tax (7+ 8)	912	7,165	3,854	19,603	23,354
10 Tax Expense					
- Current Tax	11	1,052	1,233	3,745	6,323
- Deferred Tax	(71)	669	1,389	1,394	1,924
- Mat Entitlement	(171)	(314)	(631)	(980)	(3,126)
11 Net Profit / (Loss) from ordinary activities after tax (9 + 10)	1,143	5,758	1,863	15,444	18,233
12 Extraordinary Items	-	-	-	-	-
13 Net Profit / (Loss) for the period (11 + 12)	1,143	5,758	1,863	15,444	18,233
14 Share of Profit / (loss) of associates	-	-	35	-	35
15 Minority Interest	(11)	56	215	511	1,294
16 Net Profit / (Loss) after taxes, minority interest and share of profit / (loss) of associates (13 + 14 - 15)	1,154	5,702	1,683	14,933	16,974
17 Paid-up equity share capital (Face Value per share Rs.2)	2,521	2,528	2,528	2,521	2,528
18 Reserve excluding Revaluation Reserves as per balance sheet of previous accounting year	-	-	-	155,989	146,293
19					
(i) Earnings Per Share (before extraordinary items) (Face value of Rs.2 each) (not annualised):					
(a) Basic	0.9	4.5	1.3	11.8	13.3
(b) Diluted	0.9	4.5	1.3	11.8	13.3
(ii) Earnings Per Share (after extraordinary items) (Face value of Rs.2 each) (not annualised):					
(a) Basic	0.9	4.5	1.3	11.8	13.3
(b) Diluted	0.9	4.5	1.3	11.8	13.3

For and on behalf of the Board




Shashi Kiran Shetty
Chairman & Managing Director
Place: Mumbai
Date: May 24, 2014



Part II
A PARTICULARS OF SHAREHOLDING

Particulars	Quarter Ended			Year Ended	
	31.03.2014 (Audited)	31.12.2013 (Unaudited)	31.03.2013 (Audited)	31.03.2014 (Audited)	31.03.2013 (Audited)
1 Public Shareholding					
- Number of Shares	34,913,737	35,287,228	35,276,848	34,913,737	35,276,848
- Percentage of shareholding	27.70%	27.91%	27.91%	27.70%	27.91%
2 Promoters and Promoter Group Shareholding					
a) Pledged/ Encumbered					
- Number of Shares	NIL	NIL	NIL	NIL	NIL
- Percentage of shares (as a % of the total shareholding of promoter and promoter group)	NIL	NIL	NIL	NIL	NIL
- Percentage of shares (as a % of the total share capital of the company)	NIL	NIL	NIL	NIL	NIL
b) Non-Encumbered					
- Number of Shares	91,134,025	91,134,025	91,134,025	91,134,025	91,134,025
- Percentage of shares (as a % of the total shareholding of promoter and promoter group)	100.00%	100%	100.00%	100.00%	100.00%
- Percentage of shares (as a % of the total share capital of the company)	72.30%	72.09%	72.09%	72.30%	72.09%

B INVESTOR COMPLAINTS

Particulars	Quarter Ended 31.03.2014
Pending at the beginning of the quarter	NIL
Received during the quarter	NIL
Disposed of during the quarter	NIL
Remaining unresolved at the end of the quarter	NIL

For and on behalf of the Board

Shashi Kiran Shetty
Chairman & Managing Director
Place: Mumbai
Date: May 24, 2014

SEGMENTWISE REVENUE, RESULTS AND CAPITAL EMPLOYED FOR THE QUARTER AND YEAR ENDED MARCH 31, 2014

Sr.No	Particulars	CONSOLIDATED (Rs.in Lacs)				
		Quarter Ended			Year Ended	
		31.03.2014 (Audited)	31.12.2013 (Unaudited)	31.03.2013 (Audited)	31.03.2014 (Audited)	31.03.2013 (Audited)
1	Segment Revenue					
	a. Multimodal Transport Operations	110,200	133,744	76,740	414,911	319,212
	b. Container Freight Station Operations	7,772	8,244	7,671	31,487	30,954
	c. Project and Engineering solutions	10,731	10,726	11,341	42,304	45,430
	d. Others/Unallocated	760	888	418	2,856	1,426
	less: Inter Segment Revenue	(1,206)	(1,961)	300	(6,435)	(4,395)
	Net Income from Operations	128,257	151,641	96,470	485,123	392,627
2	Segment Results					
	Profit Before Tax, Interest and Exceptional Items					
	a. Multimodal Transport Operations	4,185	5,925	926	18,140	14,481
	b. Container Freight Station Operations*	1,988	1,702	*679	*8,374	*9,597
	c. Project and Engineering solutions*	*(2,786)	*1,020	*3,063	*856	*6,287
	d. Others	87	(160)	(564)	(96)	(473)
	Total	3,474	8,487	4,104	27,274	29,892
	Less					
	i. Finance Costs	(1,625)	(1,879)	(671)	(5,632)	(4,144)
	ii. Other unallocable expenditure net off	(1,270)	(338)	(189)	(4,209)	(4,527)
	Add					
	i. Other unallocable income	333	895	611	2,170	2,134
	Profit Before Tax and Exceptional Items	912	7,165	3,855	19,603	23,355
3	Capital Employed					
	a. Multimodal Transport Operations	124,900	128,938	72,388	124,900	72,388
	b. Container Freight Station Operations	41,984	42,230	41,795	41,984	41,795
	c. Project and Engineering solutions	83,119	89,469	87,946	83,119	87,946
	d. Others/Unallocated	3,457	3,327	3,051	3,457	3,051
	Total capital employed in segments	253,460	263,964	205,180	253,460	205,180
	Add					
	Unallocable Corporate assets less Corporate liabilities	40,152	41,583	39,821	40,152	39,821
	Total Capital Employed in the Company	293,612	305,547	245,001	293,612	245,001

* Includes realised gain on cancellation of derivatives taken to hedge liabilities arising on acquisition of segment assets.

Notes on Segment Information:-

1 Segment Revenue, Results and Capital Employed figures represents amount identifiable to each of the segments. Other "unallocable expenditure" as well as "unallocable income" includes incomes/expenses on common services not directly identifiable to individual segments, Corporate expenses, interest/dividend/other financial income and exceptional items.

Capital employed figures are as at 31, March, 2014, 31st December, 2013 and 31st March 2013.

Unallocated corporate assets less corporate liabilities mainly represent investments and Loans and Advances.

2 Previous period figures have been re-grouped/restated wherever necessary to conform to this periods' classification.

For and on behalf of the Board

Shashi Kiran Shetty
Chairman & Managing Director
Place: Mumbai
Date: May 24, 2014

Statement of Assets and Liabilities

Particulars	Consolidated (Rs. in Lacs)	
	As at 31.03.2014	As at 31.03.2013
	Audited	Audited
A EQUITY AND LIABILITIES		
1 Shareholders' funds		
(a) Share capital	2,524	2,524
(b) Reserves and surplus	176,788	156,042
Sub-total - Shareholders' funds	179,312	158,566
2. Minority interest	4,633	4,331
3. Non-current liabilities		
(a) Long-term borrowings	52,075	38,259
(b) Deferred tax liabilities (net)	10,453	9,434
(c) Other long-term liabilities	3,379	163
(d) Long-term provisions	3,946	2,088
Sub-total - Non-current liabilities	69,853	49,944
4. Current liabilities		
(a) Short-term borrowings	9,198	7,251
(b) Trade payables	46,681	31,684
(c) Other current liabilities	50,555	43,415
(d) Short-term provisions	2,580	4,101
Sub-total - Current liabilities	109,014	86,451
TOTAL - EQUITY AND LIABILITIES	362,812	299,292
B ASSETS		
1. Non-current assets		
(a) Fixed assets	138,519	138,267
(b) Goodwill on consolidation	87,099	46,023
(c) Non-current investments	5,556	9,206
(d) Long-term loans and advances	25,720	26,665
(e) Other non-current assets	294	283
Sub-total - Non-current assets	257,188	220,444
2 Current assets		
(a) Current investments	13,468	9,385
(b) Inventories	1,141	1,105
(c) Trade receivables	57,150	38,245
(d) Cash and cash equivalents	16,469	13,819
(e) Short-term loans and advances	12,722	12,332
(f) Other current assets	4,674	3,962
Sub-total - Current assets	105,624	78,848
TOTAL-ASSETS	362,812	299,292

For and on behalf of the Board




Shashi Kiran Shetty
Chairman & Managing Director
Place: Mumbai
Date: May 24, 2014

Notes to Consolidated Audited Financial Results for the year ended March 31, 2014:

1. The Audited Financial Results were reviewed and recommended by the Audit Committee and approved by the Board of Directors at its meeting held on May 24, 2014.
2. In accordance with Clause 41 of the Listing Agreement, the Company has opted to publish un-audited / audited consolidated financial results. Key numbers of Standalone Financial Results for the quarter and year ended March 31, 2014 duly approved by the Board of Directors of the Company in accordance with Clause 41 of the Listing Agreement are as under:

(Rs.in Lakhs)


Particulars	Quarter Ended			Year Ended	
	31-03-2014 (Audited)	31-12-2013 (Unaudited)	31-03-2013 (Audited)	31-03-2014 (Audited)	31-03-2013 (Audited)
Total Income from Operations	25,150	24,938	24,131	98,393	101,864
Profit Before Tax	(1,305)	3,121	3,152	7,033	12,828
Net Profit after Tax	(532)	2,405	2,405	5,612	11,555

3. The Company has carried out the accounting treatment prescribed in the Scheme as approved by the Hon'ble Bombay High Court. The required disclosures for accounting of Scheme as per the "Pooling of Interest Method" as given under Accounting Standard 14 (AS 14) "Accounting for Amalgamations" as prescribed under the Companies (Accounting Standards) Rules 2006 have been provided. Accordingly in accordance with the approved Scheme:
 - a) The Company has taken over all the assets aggregating to Rs. 3,540 lakhs and liabilities aggregating to Rs 2,081 lakhs at their respective book values. As per the Scheme the identity of reserves of MHTC is required to be maintained by the Company as on the appointed date aggregating to Rs 1,459 lakhs. On cancellation of investments made by the Company in MHTC against the share capital and the net assets of MHTC taken over as on the appointed date there was a deficit of Rs 3,410 lakhs which has been debited to the "Goodwill Account" of the Company.
 - b) The Goodwill has been amortized fully during the financial year 2013-14.
 - c) Prior to the appointed date, MHTC was holding 373,491 equity shares of the Company. As a consequence of and as per the approved Scheme of Arrangement the aforesaid investment of MHTC in the Company has been cancelled and accordingly the share capital of the Company stands reduced by Rs 7.47 lakhs and the Securities Premium Account of the Company stands reduced by Rs 635 lakhs.



- d) The consolidated financial results for the quarter and year ended March 31, 2014 include the results of merged entity giving effect to the scheme, while the results of the corresponding periods of previous quarter and previous year ended 31st March 2013 do not include the results of the merged entity and hence the same are not comparable.
4. The Company has marked to market the derivative contract outstanding as at 31 March 2014 which has resulted in a net gain to the Company. The Company has not recognized the resulted gain of Rs 2111 lakhs, on prudent basis.
5. The standalone financial results of the Company are available on the Company's website www.allcargologistics.com.
6. The consolidated financial results include the financial results of Indian as well as overseas subsidiaries.
7. The net profit has been arrived at after taking into account minority interest share and adjustment of amortization of Goodwill arising on account of amalgamation of MHTC Logistics Pvt.Ltd, the wholly owned subsidiary of the Company, with the Company.
8. Figures for the previous quarters / periods/ year have been regrouped / restated, wherever necessary.

For and on behalf of the Board
For Allcargo Logistics Limited




Shashi Kiran Shetty
Chairman and Managing Director

Place: Mumbai
Date: May 24, 2014